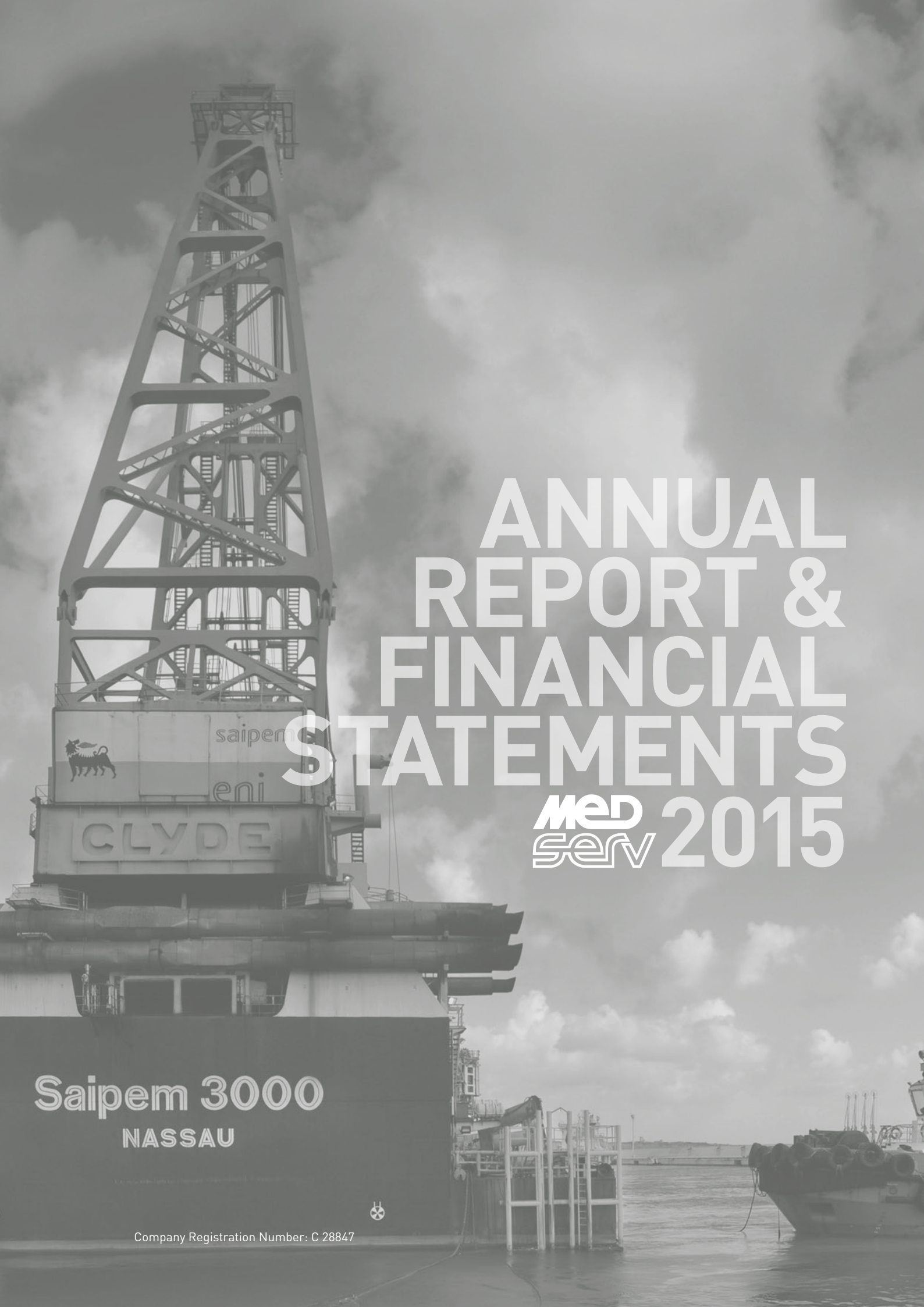


# ANNUAL REPORT & FINANCIAL STATEMENTS

**med**  
**serv** 2015



# ANNUAL REPORT & FINANCIAL STATEMENTS

med  
serv 2015

Saipem 3000  
NASSAU

SAIPEM 3000 (NASSAU) S.p.A. - Via Salaria, 1000 - 00198 Roma - Italy



Company Registration Number: C 28847



TABLE OF  
CONTENTS

*FSRU TOSCANA*  
LI 10153

## **DIRECTORS' AND OTHER STATUTORY REPORTS**

- 05** Chairman's Statement
- 07** Corporate Social Responsibility
- 08** Directors' Report
- 13** Statement of the Directors pursuant to Listing Rule 5.68
- 14** Directors' Statement of Compliance with the Code of Principles of Good Corporate Governance

## **FINANCIAL STATEMENTS**

- 24** Directors' Responsibility for the Financial Statements
- 26** Statements of Financial Position
- 28** Statements of Profit or Loss and Other Comprehensive Income
- 30** Statements of Changes in Equity
- 32** Statements of Cash Flows
- 34** Notes to the Financial Statements

## **INDEPENDENT AUDITORS' REPORT**

# DIRECTORS' AND OTHER STATUTORY REPORTS

# CHAIRMAN'S STATEMENT

For the Year Ended 31 December 2015

GROUP REVENUE FOR THE YEAR 2015 WAS €42.2 MILLION AND PROFIT BEFORE TAX, INTEREST AND DEPRECIATION AMOUNTED TO €10.1 MILLION. PROFIT BEFORE TAX AMOUNTED TO €6 MILLION REPRESENTING AN INCREASE OF 38% OVER FORECAST<sup>1</sup>. THIS POSITIVE PERFORMANCE IS A DIRECT RESULT OF PAST INVESTMENT MADE IN EQUIPMENT, PROFESSIONALLY QUALIFIED PERSONNEL, HEALTH SAFETY AND QUALITY MANAGEMENT SYSTEMS AS WELL AS IMPROVED INFORMATION TECHNOLOGY. ALL OF THIS HAS ALLOWED MEDSERV NOT ONLY TO CONSOLIDATE ITS POSITION IN THE OIL AND GAS INDUSTRY BUT ALSO TO BETTER ITS FINANCIAL PERFORMANCE IN CHALLENGING TIMES.

The Group's performance in 2015 can be attributed to a number of factors. Firstly to the strong business flow conducted out of Malta in support of the ongoing operations offshore Libya, which are expected to continue for the next two to three years.

Secondly to the performance of Medserv (Cyprus) Limited which continues to service ENI out of the company's shore base in Larnaca. The company will be participating in a new tendering process for a second international oil company in support of its exploration activity offshore Cyprus.

Whilst it is still uncertain out of which location this new activity will take place, Medserv (Cyprus) Limited is in a position to operate out of either of the two ports being considered.

Finally engineering and maintenance services continued to grow in 2015. Maintenance work awarded to the Group during the year was successfully completed and the new business pipeline for 2016 is strong.

The global oil and gas sector continues to suffer from the effect of oversupply of oil to the market. Many international oil companies have cut back their investment plans especially at exploration level and a record number of rigs have been decommissioned and are now mothballed around the world. Cost cutting including staff reduction by international oil companies and top tier contractors make for unpleasant reading for all involved in this important global industry.

<sup>1</sup> This results in an earnings per share of 9c2

Medserv too has had to react to the market reality. However the Company has refocused and moved ahead with its investment plans to ensure it can continue to be of service to its growing list of blue chip customers in the Mediterranean and beyond.

The main investment planned for the first quarter of 2016 was the acquisition of Middle East Tubular Services Holdings Limited (METS) for a price of US\$45 million. This investment will take Medserv into the Middle East. METS operates from three free zone base facilities located in the UAE, in Southern Iraq, and in Oman. This acquisition allows Medserv to enter the developed market of the Middle East where the extraction cost of a barrel of oil can better withstand today's downward pressure on prices.

Of equal importance to the sensitivity mentioned above, the METS acquisition brings to the Medserv Group strong intercompany synergies. Whilst both Medserv and METS operate within the oil and gas sector their respective services are complementary and can be introduced in all of the bases operated by the enlarged Medserv Group across the Mediterranean and the Middle East.

In line with Group development strategy, work has already commenced on evaluating the potential of new markets which include amongst others Portugal, Iran, and Trinidad and Tobago. All of the three prospects mentioned are at different levels of development with Portugal being the most advanced as we are waiting for adjudication of a tender

already submitted. In respect of Trinidad and Tobago, the Group has been shortlisted by an international oil company to participate in a tender for the provision of supply base and pipeyard services, whilst negotiations are at an early stage in the Group's efforts to secure a base facility in Iran.

We look forward to 2016 with optimism. Our business pipeline is strong in all the geographical markets in which we operate. Our optimism is based on the knowledge that we have positioned the Group to continue servicing North Africa from Malta, the Eastern Mediterranean from Cyprus, and the Middle East from the UAE, Southern Iraq, and Oman.

The Directors continue to maintain a strong but responsible dividend policy. In respect of 2015 an interim dividend of €4,000,000 was distributed in the form of bonus shares and cash in equal proportions.

Once again I must thank all stakeholders that play such an important part in the growth of the Medserv Group, our clients, shareholders, bond holders, the board of Directors, management and staff as well as all sub-contractors without whom none of the success achieved during the year would have been possible.

Our aim for 2016 is to continue to build on past achievements with strong focus on increasing value to our clients, shareholders and members of staff.



Anthony S Diacono  
**CHAIRMAN**

22 March 2016

# CORPORATE SOCIAL RESPONSIBILITY



Medserv's commitment to contribute to the communities the company lives and operate in is reinforced year on year. Medserv believes in providing for and supporting stakeholders, being our people, our shareholders and the local community.

During 2015, the Company donated funds to Puttinu Cares for the upkeep of their apartments and housing projects to cater for Maltese people receiving medical treatment in the UK. Our people also took part in the fund raising Plane Pull in aid of Puttinu Cares that took place in March. Another Medserv team joined ranks with some of our clients to participate in the Puttinu football marathon.

A donation was also made to the Makiungu Hospital in Tanzania, a hospital run by the Medical Missionaries of Mary, in order to carry out various construction and maintenance works required on the 154 bed Hospital.

In 2015 Medserv became Patrons of the Fondazzjoni Patrimonju Malta, an organisation set up with the aim of spreading Malta's extensive heritage locally and internationally. Patronage fees are collected annually in order to support the work they carry out.

The unrest in Libya affected many of our Libyan colleagues and we believe it was our duty to provide solidarity and support wherever possible. To this affect, the Company financed foreign medical assistance to a number Libyan nationals, both employees and colleagues, in need of medical support in war torn Libya.

The Company believes in promoting open communication with its workforce. Medserv is committed not only to providing a good work environment but also making available the tools needed by our people for their personal development. An HR manager was employed by the company in 2015. One of the main responsibilities attributed to this post is the maintaining of a staff development program to further assist all staff in their career advancement.

Medserv places significant importance to maintain a strong relationship with all shareholders, irrespective of the amount of equity held. In 2015 Medserv donated funds to the Malta Association of Small Shareholders, in support of the invaluable work carried out by this Association.



# DIRECTORS' REPORT

For the Year Ended 31 December 2015

THE DIRECTORS PRESENT THEIR REPORT, TOGETHER WITH THE FINANCIAL STATEMENTS OF MEDSERV P.L.C. (THE "COMPANY"), FOR THE YEAR ENDED 31 DECEMBER 2015.

## BOARD OF DIRECTORS

Anthony S Diacono

Anthony J Duncan

Joseph FX Zahra

Joseph Zammit Tabona

Charles Daly

## PRINCIPAL ACTIVITIES

The principal activities of the Group consist of providing services and support to the offshore oil and gas industry operating mainly in the Central and Eastern Mediterranean basin. Following the acquisition of the Middle East Tubular Services Group of Companies in the first quarter of year 2016, the Group has expanded its activities to include engineering and inspection services of oil country tubular goods (OCTG) to support the onshore oil and gas industry in the Middle East.

## REVIEW OF BUSINESS DEVELOPMENT AND FINANCIAL POSITION

Group revenue for the year amounted to €42,196,304 (2014: €32,207,230) and the group operating profit amounted to €7,520,850 (2014: €4,216,148). This represents an increase of €3.3 million compared to last year. The result is attributable to the provision of logistical support services to major drilling contracts.

The Group operating profit before depreciation amounted to €10,171,003 (2014: €5,877,913). After charging depreciation amounting to €2,650,153 (2014: €1,661,765) and net finance costs amounting to €1,504,361 (2014: €1,077,122), the Group registered a profit before tax of €6,016,489 (2014: €3,139,026). Profit after accounting for taxation amounted to €4,710,305 (2014: €2,280,908).

## FUTURE OUTLOOK

A review of the business of the Group during the current year, a summary of events which took place since the end of the accounting period and an indication of likely future developments are provided in the Chairman's statement.

## DIVIDENDS

No final dividend is being recommended.

## RESERVES

During the year, transfers from retained earnings to statutory reserve in accordance with the Companies Act, 1995 amounted to €233,416 (2014: €253,897 – transfer from statutory reserve to retained earnings).

## GOING CONCERN

As required by Listing Rule 5.62, upon due consideration of the Company's performance and statement of financial position, capital adequacy and solvency, the directors confirm the Company's ability to continue operating as a going concern for the foreseeable future.

## AUDITORS

KPMG have expressed their willingness to continue in office. A resolution proposing the reappointment of KPMG as auditors of the Company will be submitted at the forthcoming annual general meeting.

## DISCLOSURE IN TERMS OF THE LISTING RULES PURSUANT TO LISTING RULE 5.64

### Share capital structure:

The Company's authorised share capital is €12,000,000 divided into 120,000,000 ordinary shares of €0.10 per share. The Company's issued share capital is €5,374,440.50 divided into 53,744,405 ordinary shares of €0.10 per share. All of the issued shares of the Company form part of one class of ordinary shares in the Company, which shares are listed on the Malta Stock Exchange. All shares in the Company have the same rights and entitlements and rank *pari passu* between themselves.

The following are highlights of the rights attaching to the shares:

### Dividends:

The shares carry the right to participate in any distribution of dividend declared by the Company;

### Voting rights:

Each share shall be entitled to one vote at meetings of shareholders;

### Pre-emption rights:

Subject to the limitations contained in the memorandum and articles of association, shareholders in the Company shall be entitled, in accordance with the provisions of the Company's memorandum and articles of association, to be offered any new shares to be issued by the Company a right to subscribe for such shares in proportion to their then current shareholding, before such shares are offered to the public or to any person not being a shareholder. During the extraordinary general meeting held on the 3rd December 2015, the shareholders resolved to authorise the board, for a period of 2 years, to issue and allot such number of unissued equity securities in the Company up to the authorised share capital and to authorise the board to restrict or withdraw the statutory pre-emption rights for the same period.

### Capital distributions:

The shares carry the right for the holders thereof to participate in any distribution of capital made whether on a winding up or otherwise;

### Transferability:

The shares are freely transferable in accordance with the rules and regulations of the Malta Stock Exchange, applicable from time to time;

### Other:

The shares are not redeemable and not convertible into any other form of security;

### Mandatory takeover bids:

Chapter 11 of the Listing Rules, implementing the relevant Squeeze-Out and Sell-Out Rules provisions of Directive 2004/25/EC of the European Parliament and of the Council of 21 April 2004, regulates the acquisition by a person or persons acting in concert of the control of a company and provides specific rules on takeover bids, squeeze-out rules and sell-out rules. The shareholders of the Company may be protected by the said Listing Rules in the event that the Company is subject to a Takeover Bid (as defined therein). The Listing Rules may be viewed on the official website of the Listing Authority - [www.mfsa.com.mt](http://www.mfsa.com.mt).

### Holdings in excess of 5% of the share capital:

On the basis of the information available to the Company as at the 31 December 2015, the following persons hold 5% or more of its issued share capital:

Malampaya Investments Limited	37.5%	(16,875,000 shares)
Anthony S Diacono	37.5%	(16,875,000 shares)
Rizzo Farrugia & Co (Stockbrokers) Ltd	5.9%	(2,666,616 shares)

As far as the Company is aware, no other person holds any direct or indirect shareholding in excess of 5% of its total issued share capital.

### Appointment/Replacement of Directors:

In terms of the memorandum and articles of association of the Company, the directors of the Company shall be appointed by the shareholders in the annual general meeting as follows:

- (a) Any shareholder/s who, in the aggregate, holds not less than 0.5% of the total shares having voting rights in the Company shall be entitled to nominate a fit and proper person for appointment as a director of the Company. The directors themselves or a committee thereof may make recommendations and nominations to the shareholders for the appointment of directors at the next following annual general meeting.
- (b) Shareholders are granted a period of at least fourteen (14) days to nominate candidates for appointment as Directors. Such notice may be given by the publication of an advertisement in at least two (2) daily newspapers. All such nominations, including the candidate's acceptance to be nominated as director, shall on pain of disqualification be made on the form to be prescribed by the Directors from time to time and shall reach the Office not later than fourteen (14) days after the publication of the said notice (the "Submission Date"); PROVIDED THAT the Submission Date shall not be less than fourteen (14) days prior to the date of the meeting appointed for such election. Nominations to

be made by the Directors or any sub-committee of the Directors appointed for that purpose shall also be made by not later than the date established for the closure of nominations to shareholders.

- (c) In the event that there are either less nominations than there are vacancies on the board or if there are as many nominations made as there are vacancies on the Board, then each person so nominated shall be automatically appointed a director.
  - (d) In the event that there are more nominations made, then an election shall take place. After the date established as the closing date for nominations to be received by the Company for persons to be appointed directors, the directors shall draw the names of each candidate by lot and place each name in a list in the order in which they were drawn. The list shall be signed by the Chairman and the Company Secretary for verification purposes.
  - (e) On the notice calling the annual general meeting at which an election of directors is to take place there shall be proposed one resolution for the appointment of each candidate in the order in which the names were drawn, so that there shall be as many resolutions as there are candidates.
- The Directors shall further ensure that any Member may vote for each candidate by proxy.
- (f) At the general meeting at which the election of directors is to take place the Chairman shall propose the name of each candidate as a separate resolution and the shareholders shall take a separate vote for each candidate (either by a show of hands or through a poll). Each shareholder shall be entitled, in the event of a poll, to use all or part only of his votes on a particular candidate.
  - (g) Upon a resolution being carried, the candidate proposed by virtue of that resolution shall be considered elected and appointed a Director. No further voting shall take place once enough resolutions have been passed to ensure that all vacancies on

the Board have been filled, even if there are still candidates with respect to whom a resolution has not yet been called.

- (h) Shareholders may vote in favour or against the resolution for the appointment of a director in any election, and a resolution shall be considered carried if it receives the assent of more than 50% of the shareholders present and voting at the meeting.
- (i) Unless a shareholder demands that a vote be taken in respect of all or any one or more of the nominees, in the event that there are as many nominations as there are vacancies or less, no voting will take place and the nominees will be deemed appointed directors.
- (j) Subject to the above, any vacancy among the directors may be filled by the co-option of another person to fill such vacancy. Such co-option shall be made by the board of directors and shall be valid until the conclusion of the next annual general meeting.
- (k) Any director may be removed, at any time, by the Member or Members by whom he was appointed. The removal may be made in the same manner as the appointment.
- (l) Any director may be removed at any time by the Company in general meeting pursuant to the provisions of section 140 of the Act.

#### **Amendment to the Memorandum and Articles of Association:**

In terms of the Companies Act, Cap 386 of the laws of Malta, the Company may by extraordinary resolution at a general meeting alter or add to its memorandum or articles of association. An extraordinary resolution is one where:

- (a) it has been taken at a general meeting of which notice specifying the intention to propose the text of the resolution as an extraordinary resolution and the principle purpose thereof has been duly given.

- (b) it has been passed by a shareholder or shareholders having the right to attend and vote at the meeting holding in the aggregate not less than seventy five per cent (75%) in nominal value of the shares issued by the Company represented and entitled to vote at the meeting and at least fifty one per cent (51%) in nominal value of all the shares issued by the Company and entitled to vote at the meeting.

If one of the aforesaid majorities is obtained but not both, another meeting shall be duly convened within 30 days to take a fresh vote on the proposed resolution. At the second meeting the resolution may be passed by a shareholder or shareholders having the right to attend and vote at the meeting holding in the aggregate not less than 75% in nominal value of the shares issued by the Company represented and entitled to vote at the meeting. However, if more than half in nominal value of all the shares issued by the Company having the right to vote at the meeting is represented at that meeting, a simple majority in nominal value of such shares so represented shall suffice.

#### **Board members' powers:**

The Directors are vested with the management of the Company, and their powers of management and administration emanate directly from the memorandum and articles of association and the law. The Directors are empowered to act on behalf of the Company and in this respect have the authority to enter into contracts, sue and be sued in representation of the Company. In terms of the memorandum and articles of association they may do all such things that are not by the memorandum and articles of association reserved for the Company in general meeting.

In particular, the Directors are authorised to issue shares in the Company with such preferred, deferred or other special rights or such restrictions, whether in regard to dividend, voting, return of capital or otherwise as the Directors may from time to time determine, as long as such issue of Equity Securities falls within the authorised share capital of the Company.

Unless the shareholders otherwise approve in a general meeting, the Company shall not in issuing and allotting new shares:

- (a) allot any of them on any terms to any person unless an offer has first been made to each existing shareholder to allot to him at least on the same terms, a proportion of the new shares which is as nearly as practicable equal to the proportion in nominal value held by him of the aggregate shares in issue in the Company immediately prior to the new issue of shares; and
- (b) allot any of them to any person upon the expiration of any offer made to existing shareholders in terms of a) above. Any such shares not subscribed for by the existing shareholders may be offered for subscription to the general public under the same or other conditions which however cannot be more favourable to the public than offer made under (a).

Furthermore, the Company may, subject to such restrictions, limitations and conditions contained in the Companies Act, acquire its own shares.

Save as otherwise disclosed herein, the provisions of Listing Rules 5.64.2, 5.64.4 to 5.64.7, 5.64.10 and 5.64.11 are not applicable to the Company.

**PURSUANT TO LISTING RULE 5.70**

**Material Contracts in relation to which a Director of the Company was directly or indirectly interested:**

None

**PURSUANT TO LISTING RULE 5.70.2**

**Company Secretary:**

Dr Laragh Cassar LL.D.

**Registered Office of Company:**

Port of Marsaxlokk  
Birzebbugia  
Malta

**Telephone:**

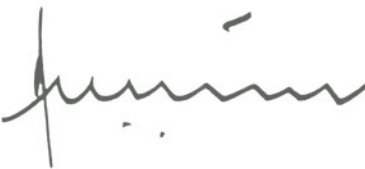
(+356) 2220 2000

---

Approved by the Board of Directors on 22 March 2016 and signed on its behalf by:



**Anthony S Diacono**  
CHAIRMAN



**Anthony J Duncan**  
DIRECTOR

# STATEMENT OF THE DIRECTORS

## PURSUANT TO LISTING RULE 5.68

Pursuant to Listing Rule 5.68, we, the undersigned, declare that, to the best of our knowledge, the consolidated financial statements included in this Annual Report, and prepared in accordance with the requirements of International Financial Reporting Standards as adopted by the EU, give a true and fair view of the assets, liabilities, financial position and financial performance of the Company and its subsidiaries

included in the consolidation taken as a whole and that this report includes a fair review of the development and performance of the business and position of the Company and its subsidiaries included in the consolidation taken as a whole, together with a description of the principal risks and uncertainties that they face.

---

Approved by the Board of Directors on 22 March 2016 and signed on its behalf by:



**Anthony S Diacono**  
CHAIRMAN



**Anthony J Duncan**  
DIRECTOR

# DIRECTORS' STATEMENT OF COMPLIANCE

with the Code of Principles of Good Corporate Governance

## INTRODUCTION

Pursuant to the Listing Rules issued by the Listing Authority, Medserv p.l.c. (the “Company”) as a company whose equity securities are listed on a regulated market, should endeavour to adopt the Code of Principles of Good Corporate Governance contained in Appendix 5.1 of the Listing Rules (the “Code”). In terms of Listing Rule 5.94, the Company is obliged to prepare a report explaining how it has complied with the Code. For the purposes of the Listing Rules, the Company is hereby reporting on the extent of its adoption of the Code.

The Company acknowledges that the Code does not dictate or prescribe mandatory rules but recommends principles of good practice. However, the directors strongly believe that such practices are in the best interests of the Company and its shareholders and that compliance with principles of good corporate governance is not only expected by investors but also evidences the directors' and the Company's commitment to a high standard of governance.

Good corporate governance is the responsibility of the board of directors of the Company (the “Board”), and in this regard the Board has carried out a review of the Company's compliance with the Code during the period under review. As demonstrated by the information set out in this statement, the Company believes that it has, save as indicated herein the section entitled “Non-Compliance with the Code”, throughout the accounting period under review, applied the principles and complied with the provisions of the Code. In the Non-Compliance section, the Board indicates and explains the instances where it has departed from or where it has not applied the Code, as allowed by the Code.

## PART 1: COMPLIANCE WITH THE CODE

### Principle 1: The Board

The Board's principal purpose is to provide the required leadership of the Company, to set the present and future strategy of the Company and to ensure proper oversight and accountability. Throughout 2015, the Board comprised five directors, three of whom holding non-executive positions, that is, Mr Anthony S Diacono (Executive Director), Mr Anthony J Duncan (Executive Director), Mr Joseph FX Zahra (Non-Executive Director), Mr Joseph Zammit Tabona (Non-Executive Director), Charles Daly (Non-Executive Director). All of the said directors were nominated by the shareholders and appointed automatically with effect from the annual general meeting held on the 28 May 2015.

The presence of the executive directors on the Board is designed to ensure that the Board has direct access to the individuals having the prime responsibility for the executive management of the Company and the implementation of approved policies. Each director is provided with the information and explanations as may be required by any particular agenda item.

The Board delegates specific responsibilities to an Audit Committee and to a Financial Risk Committee. Further details in relation to the said committees and the responsibilities of the Board are found in Principles 4 and 5 of this Statement.

The directors and Restricted Persons (as defined in the Listing Rules) are informed and are aware of their obligations on dealings in securities of the Company within the established parameters of the law and the Listing Rules. Each such Director and Senior Officer has been provided with the code of dealing required in terms of Listing Rule 5.106 and training in respect of their obligations arising thereunder.

### Principle 2: Chairman and Chief Executive

The Chairman of the Company leads the Board and sets its agenda. In addition, the Chairman ensures that the directors receive precise, timely and objective information so that they can take sound decisions and effectively monitor the performance of the Company and that

effective communication with shareholders is maintained. The Chairman also encourages active engagement by all directors for discussion of complex or contentious issues. The executive responsibility for the running of the Company's business is collectively vested as explained in Part 2.

### Principle 3: Composition of the Board

The Board considers that the size of the Board, whilst not being large as to be unwieldy, is appropriate, taking into account the size of the Company and its operations. The combined and varied knowledge, experience and skills of the Board members provides the balance of competences that are required, and adds value to the functioning of the Board and gives direction to the Company.

Throughout the period under review, the Board consisted of two executive directors and three non-executive directors. The non-executive directors, that is, Mr Joseph FX Zahra, Mr Joseph Zammit Tabona and Mr Charles Daly are considered to be independent within the meaning provided by the Code. Each non-executive director has submitted a declaration to the Board declaring their independence as stipulated under the Code.

### Principle 4: The Responsibilities of the Board

The Board has the first level responsibility for executing the four basic roles of Corporate Governance, namely accountability, monitoring, strategy formulation and policy development. The Board has established a clear internal and external reporting system so that it has access to accurate, relevant and timely information and ensures that management constantly monitor performance and report to its satisfaction.

The Board continues to implement a number of measures aimed at developing a succession policy with respect to Board members, particularly the executive directors of the Company, in particular through the strengthening of the senior management of the Group.

### Principle 5: Board Meetings

For the period under review the Board has implemented its policy to meet at least once every quarter. As a matter of practice, each board meeting to be held throughout the year is scheduled well in advance of their due date and each director is provided with detailed Board papers



relating to each agenda item. Board meetings concentrate mainly on strategy, operational performance and financial performance of the Company. After each Board meeting and before the next, Board minutes that faithfully record attendance, key issues and decisions are sent to the directors. Meetings were attended as follows:

Members	Meetings attended out of total held during tenure
Anthony S Diacono	8 out of 8
Anthony J Duncan	8 out of 8
Joseph FX Zahra	7 out of 8
Joseph Zammit Tabona	8 out of 8
Charles Daly	8 out of 8

The Board also delegates specific responsibilities to the management team of the Company, the Audit Committee and the Financial Risk Management Committee, which Committees operate under their formal terms of reference.

## BOARD COMMITTEES

### Audit Committee

The Board delegates certain responsibilities to the Audit Committee, the terms of reference of which reflect the requirements stipulated in the Listing Rules. In addition, unless otherwise dealt with in any other manner prescribed by the Listing Rules, the Audit Committee has the responsibility to, inter alia, monitor and scrutinise, and, if required, approve Related Party Transactions, if any, falling within the ambits of the Listing Rules and to make its recommendations to the Board of any such proposed Related Party Transactions. The Audit Committee establishes internal procedures and monitors these on a regular basis. The terms of reference for the Audit Committee are designed both to strengthen this function within the Company and to widen the scope of the duties and responsibilities of this Committee. The Committee also has the authority to summon any person to assist it in the performance of its duties, including the Company's external auditors. KPMG, as external auditors of the Company, were invited to attend each of the Company's audit committee meetings.

The Audit Committee is composed of Mr Joseph FX Zahra (non-executive director and Chairman of the Audit Committee), Mr Anthony J Duncan (executive director),

Mr Joseph Zammit Tabona (non-executive director) and Mr Charles Daly (non-executive director).

During 2015, the Audit Committee met four times.

Members	Meetings attended out of total held during tenure
Joseph FX Zahra	4 out of 4
Anthony J Duncan	4 out of 4
Joseph Zammit Tabona	4 out of 4
Charles Daly	4 out of 4

The Board considers Mr Joseph FX Zahra to be independent and competent in accounting and/or auditing. Such determination was based on Mr Zahra's substantial experience in various audit, accounting and risk management roles throughout his career.

### Financial Risk Management Committee

The Board has set up a Financial Risk Management Committee composed of Mr Anthony J Duncan (executive director), Mr Karl Bartolo (Financial Controller), Ms Pamela Cassar (Assistant Financial Controller) and Mr Colin Galea (Chief Accountant). The said Committee was set up with a view to manage the Group's currency, interest rates, liquidity and exchange risks and to managing the Group's own financial investments. The Committee operates under specific terms of reference approved by the Board.

During 2015, the Financial Risk Management Committee met four times.

Members	Meetings attended out of total held during tenure
Anthony J Duncan	4 out of 4
Karl Bartolo (Financial Controller)	4 out of 4
Pamela Cassar (Assistant Financial Controller)	4 out of 4
Colin Galea (Chief Accountant)	4 out of 4

## SENIOR EXECUTIVE MANAGEMENT

The Company's current organisational structure contemplates the role of a Chief Operating Officer, a position which is occupied by Mr Godwin Borg. Mr Borg's role is to head the executive team dealing with all group operations and to ensure the implementation of Board

policies. In addition, the operations in Cyprus are headed by Mr Godfrey Attard, General Manager in Cyprus who reports directly to the Chief Operating Officer in Malta. The Financial Controller of the Medserv group of companies (the "Group") is Mr. Karl Bartolo. He is responsible for the preparation of the financial statements of the Group, for the accounts and administration division of the Group and forms part of the strategic team of the Group.

### **Principle 6: Information and Professional Development**

The Board appoints the Chief Operating Officer who continues to enjoy its full support and confidence. Appointments and changes to senior management are the responsibility of the executive directors and are approved by the Board. The Board actively considers the professional and technical development of all senior management. Management prepares detailed reviews for each Board meeting covering all aspects of the Company's business.

On joining the Board, the new director is provided with the opportunity to consult with the executive directors and senior management of the Company in respect of the operations of the Group. Each director is made aware of the Company's on-going obligations in terms of the Companies Act, the Listing Rules and other relevant legislation. Directors have access to the advice and services of the Company Secretary who is also the legal counsel to the Board and the Company in order to ensure that each director is aware of his legal obligations. The Company is also prepared to bear the expense incurred by the directors requiring independent professional advice should they judge it necessary to discharge their responsibilities as directors.

The Board continues to implement a number of measures aimed at obtaining a succession plan with respect to the senior executive management. Such measures include the strengthening of the senior management of the Group through the engagement of additional senior personnel – for instance during 2015, the Group engaged senior personnel to head the Human Resources Department and the Quality, Health Safety and Environment Department. Such measures have also served to reduce the average age of the chief officers of the Group.

### **Principle 7: Evaluation of the Board's Performance**

With respect to the year under review, the Board undertook an evaluation of its own performance, the Chairman's performance and that of its Committees. The Board did not per se appoint a Committee to carry out this performance evaluation, but the evaluation exercise was conducted through a questionnaire, copies of which were sent to the Chairman of the Audit Committee and the results were reported to the Chairman of the Board.

### **Principle 8: Committees**

#### **REMUNERATION COMMITTEE**

As is permitted in terms of provision 8.A.2 of the Code, on the basis of the fact that the remuneration of the directors is not performance-related, the Company has not set up a remuneration committee. The functions which would otherwise be carried out by such committee are carried out by the Board.

### **Principle 9: Relations with Shareholders and with the Market & Principle 10: Institutional Investors**

The Board is of the view that over the period under review, the Company has communicated effectively with the market through a number of company announcements that it published informing the market of significant events happening within the Company.

The Company also communicates with its shareholders through its Annual General Meeting (further detail is provided under the section entitled General Meetings). The Chairman arranges for all directors to attend the annual general meeting and for the Chairman of the Audit Committee to be available to answer questions, if necessary.

The Board ensures that sufficient contact is maintained with major shareholders to understand issues and concerns.

Apart from the annual general meeting, the Company intends to continue with its active communication strategy in the market and shall accordingly continue to communicate with its shareholders and the market by way of the Annual Report and Financial Statements, by publishing its results on a six-monthly basis during the year and through the directors statements published on

a six-monthly basis, and by company announcements to the market in general. During 2015, the Company also communicated to the market through a press conference at which local brokers were invited to attend. The Company recognises the importance of maintaining a dialogue with the market to ensure that its strategies and performance are well understood and disclosed to the market in a timely manner.

The Company's website (<http://www.medservenergy.com>) also contains information about the Company and its business which is a source of further information to the market.

#### **Principle 11: Conflicts of Interest**

The directors are aware that their primary responsibility is always to act in the interest of the Company and its shareholders as a whole irrespective of who appointed them to the Board. Acting in the interest of the Company includes an obligation to avoid conflicts of interest. In such instances, the Company has strict policies in place which allow it to manage such conflicts, actual or potential, in the best interest of the Company.

#### **Principle 12: Corporate Social Responsibility**

The Company acknowledges its corporate social responsibility to behave ethically and contribute to economic development while improving the quality of life of the work force and their families as well as of the local community and society at large. The Company is fully aware of its obligation to preserving the environment and continues to implement policies aimed at respecting the natural environment and to avoiding/minimising pollution.

During the year under review, the Company donated funds to Puttinu Care, Makiungu Hospital in Tanzania and to Fondazzjoni Patrimonju Malta, an organization set up with the aim of spreading Malta's extensive heritage locally and internationally. Furthermore, the Company financed foreign medical assistance to those Libyan nationals in need of medical support.

The Company promotes open communication with its workforce, responsibility and personal development. The Company maintains a staff development programme aimed at providing training to staff to assist their development with an aim to improve the Company's competitiveness and efficiency.

The Company attaches significant importance to its relationship with shareholders, both large and minority shareholdings. In support of the work carried out by the Malta Association of Small Shareholders, the Company donated funds to their organisation.

### **PART 2: NON-COMPLIANCE WITH THE CODE**

#### **Principle 2 – Chairman and Chief Executive**

In terms of the Code, it is recommended that the position of the Chairman and of the Chief Executive Officer be occupied by different individuals with clear divisions of responsibilities. In the event that the positions are occupied by the same individual, it is further recommended that the Company explains to the market, by way of company announcement, the reason for the two roles being combined. Mr Anthony S Diacono is the Chairman of the Company and a significant shareholder of the Company and therefore does not meet the independence criteria in terms of the Code. Whilst Mr Diacono occupies an executive role within the Group, such position is not specifically designated as being Chief Executive Officer – the executive management of the Company is collectively vested in Mr Anthony S Diacono, Mr Anthony J Duncan and Mr Godwin Borg (Chief Operating Officer), each of which report directly to the Board.

#### **Principle 3 – Composition of the Board**

The Board has not appointed one of the independent non-executive directors to be the senior independent director.

#### **Principle 7 – Code Provision 7.1 Evaluation Committee**

The Board has not appointed an ad hoc committee to evaluate its own performance. As set out above, the evaluation was conducted through a questionnaire.

#### **Principle 8B (Nomination Committee)**

Pursuant to the Company's Articles of Association, the appointment of directors to the Board is reserved exclusively to the Company's shareholders (in line also with general and commonly accepted practice in Malta). Any shareholder/s who in the aggregate hold not less than 0.5% of the total number of issued shares having voting rights in the Company is entitled to nominate a fit and proper person for appointment as a director of the Company.

Furthermore, in terms of the memorandum and articles of association of the Company, the directors themselves are entitled to make recommendations and nominations to the shareholders for the appointment of directors at the next following annual general meeting.

Within this context, the Board believes that the setting up of a Nomination Committee is not required since the Board itself has the authority to recommend and nominate directors. Notwithstanding this, the Board will retain under review the issue relating to the setting up of a Nomination Committee.

### Code Provision 9.3

The Company does not have a formal mechanism in place as required by Code provision 9.3 to resolve conflicts between minority shareholders and controlling shareholders and no such conflicts have arisen.

## INTERNAL CONTROL

The Board is ultimately responsible for the Company's system of internal controls and for reviewing its effectiveness. Such a system is designed to manage rather than eliminate risk to achieve business objectives, and can provide only reasonable, and not absolute, assurance against normal business risks or loss. The Board reviews the effectiveness of the Company's system of internal controls. The Company strengthens this function through the Audit Committee that has initiated a business risk monitoring plan, the implementation of which is regularly monitored.

The key features of the Company's system of internal control are as follows:

### Organisation

The Company operates through the executive directors and the Chief Operating Officer with clear reporting lines and delegation of powers. Whilst members of the senior management of the Group are in constant contact, formal management meetings are scheduled on a monthly basis. They are attended by the executive directors and senior executive management and other members of staff, upon invitation.

### Control environment

The Company is committed to the highest standards of business conduct and seeks to maintain these standards

across all of its operations. Company policies and employee procedures are in place for the reporting and resolution of improper activities.

The Company has an appropriate organisational structure for planning, executing, controlling and monitoring business operations in order to achieve Company objectives.

Company executives participate in periodic strategic reviews, which include consideration of long-term projections and the evaluation of business alternatives. Regular budgets and strategic plans are prepared. Performance against these plans is actively monitored and reported to the Board.

### Risk identification

Company management is responsible for the identification and evaluation of key risks applicable to their respective areas of business. The mandate of the Audit Committee and the Financial Risk Management Committee also includes the continuous assessment and oversight of such key risks.

## LISTING RULE 5.97.5

The information required by this Listing Rule is found in the Directors' Report.

## GENERAL MEETINGS AND SHAREHOLDERS' RIGHTS

### Conduct of general meetings

It is only shareholders whose details are entered into the register of members on the record date that are entitled to participate in the general meeting and to exercise their voting rights. In terms of the Listing Rules, the record date falls 30 days immediately preceding the date set for the general meeting to which it relates. The establishment of a record date and the entitlement to attend and vote at general meeting does not, however, prevent trading in the shares after the said date.

In order for business to be transacted at a general meeting, a quorum must be present. In terms of the Articles of Association, 51% of the nominal value of the issued equity securities entitled to attend and vote at the meeting constitutes a quorum. If within half an hour, a quorum is not present, the meeting shall stand adjourned to the same day the next week, at the same time and place or to such other day and at such other time and place as the directors

may determine. In any event, the adjourned meeting must be held at least ten days after the final convocation is issued and no new item must be put on the agenda of such adjourned meeting. If at the adjourned meeting a quorum is not yet present within half an hour from the time appointed for the meeting, the member or members present shall constitute a quorum. Generally, the Chairman of the Board presides as Chairman at every general meeting of the Company. At the commencement of any general meeting, the Chairman may, subject to applicable law, set the procedure which shall be adopted for the proceedings of that meeting. Such procedure is binding on the members.

If the meeting consents or requires, the Chairman shall adjourn a quorate meeting to discuss the business left unattended or unfinished. If a meeting is adjourned for 30 days or more, notice of the quorate meeting must be given as in the case of an original meeting. Otherwise, it is not necessary to give any notice of an adjourned meeting or of the business to be transacted at such quorate meeting.

At any general meeting, a resolution put to a vote shall be determined and decided by a show of hands, unless a poll is demanded before or on the declaration of the result of a show of hands by:

- (i) the Chairman of the meeting; or
- (ii) by at least three (3) members present in person or by proxy; or
- (iii) any member or members present in person or by proxy and representing not less than one tenth of the total voting power of all members having the right to vote at that meeting; or
- (iv) a member or members present in person or by proxy holding equity securities conferring a right to vote at the meeting, being equity securities on which an aggregate sum has been paid up equal to not less than one-tenth of the total sum paid up on all the equity securities conferring that right.

Unless a poll is so demanded, a declaration by the Chairman that a resolution has, on a show of hands, been carried or carried unanimously, or by a particular majority, or lost together with an entry to that effect in the minute book, shall constitute conclusive evidence of the fact without need for further proof. If a resolution requires a particular majority in value, in order for the resolution to pass by a show of hands, there must be present at that meeting a member or members holding in the aggregate at least the required majority. A poll demanded on the election of the Chairman or on a question of adjournment shall be taken forthwith. A poll demanded on any other question shall be taken at the discretion of the Chairman. In the case of equality of votes, whether on a show of hands or on a poll, the Chairman has a second or casting vote. On a show of hands every member present in person or by proxy shall have one vote for each equity security carrying voting rights of which he is the holder, provided that all calls or other sums presently payable by him in respect of equity securities have been paid.

### Proxy

Every member is entitled to appoint one person to act as proxy holder to attend and vote at a general meeting instead of him. The proxy holder shall enjoy the same rights to participate in the general meeting as those to which the member thus represented would be entitled. If a member is holding shares for and on behalf of third parties, such member shall be entitled to grant a proxy to each of his clients or to any third party designated by a client and the said member is entitled to cast votes attaching to some of the shares differently from the others. In the case of voting by a show of hands, a proxy who has been mandated by several members and instructed to vote by some shareholders in favour of a resolution and by others against the same resolution shall have one vote for and one vote against the resolution.

The instrument appointing a proxy must be deposited at the office or by electronic mail at the address specified in the notice convening the meeting not less than forty-eight (48) hours before the time for holding the meeting or, in the case of a poll, not less than forty-eight (48) hours before the

time appointed for the taking of the poll. The same applies to the revocation of the appointment of a proxy.

A form of instrument of proxy shall be in such form as may be determined by the directors and which would allow a member appointing a proxy to indicate how he would like his proxy to vote in relation to each resolution.

### Including items on the agenda

A shareholder or shareholders holding not less than 5% of the issued share capital may include items on the agenda of the general meeting and table draft resolutions for items included on the agenda of a general meeting. Such right must be exercised by the shareholder at least 46 days before the date set for the general meeting to which it relates.

### Questions

Shareholders have the right to ask questions which are pertinent and related to the items on the agenda.

### Electronic voting

In terms of the Articles of Association of the Company, the directors may establish systems to:

- (a) allow persons entitled to attend and vote at general meetings of the Company to do so by electronic means in accordance with the relevant provisions of the Listing Rules; and
- (b) allow for votes on a resolution on a poll to be cast in advance.

Where a shareholder requests the Company to publish a full account of a poll, the Company is required to publish the information on its website not later than 15 days after the general meeting at which the result was obtained.

Further details on the conduct of a general meeting and shareholders' rights are contained in the Memorandum and Articles of Association of the Company and in line with chapter 12 of the Listing Rules.

## REMUNERATION STATEMENT

As is permitted in terms of provision 8.A.2 of the Code, on the basis of the fact that the remuneration of the directors is not performance-related, the Company did not set up a remuneration committee during 2015. The functions which would otherwise be carried out by such Committee were carried out by the Board.

### Remuneration Policy – Senior Executives

The Board determines the framework of the overall remuneration policy and individual remuneration arrangements for its senior executives. The Board considers that these remuneration packages reflect market conditions and are designed to attract appropriate quality executives to ensure the efficient management of the Company. During the current year under review, there have been no significant changes in the Company's remuneration policy and no significant changes are intended to be effected thereto in the year ahead. The terms and conditions of employment of each individual within the executive team are set out in their respective indefinite contracts of employment with the Company. None of these contracts contain provisions for termination payments and other payments linked to early termination. The Company's senior executives may be paid by a bonus by the Company – the payment and extent of payment of such bonus is entirely at the discretion of the Board. Moreover, share options and profit-sharing are currently not part of the Company's remuneration policy.

The Company has opted not to disclose the amount of remuneration paid to its senior executives on the basis that it is commercially sensitive.

### Remuneration Policy – Directors

The Board determines the framework of the remuneration policy for the members of the Board as a whole. The maximum annual aggregate emoluments that may be paid to the directors is approved by the shareholders in General Meeting. The financial statements disclose an aggregate figure in respect of the directors' remuneration which with

respect to the period under review amounted to €366,391 (entirely representing a fixed remuneration).

Directors' emoluments are designed to reflect the directors' knowledge of the business and time committed to the Company's affairs.

---

Signed on behalf of the Board of Directors on 22 March 2016 by:



**Joseph FX Zahra**  
DIRECTOR AND CHAIRMAN OF AUDIT COMMITTEE

# DIRECTORS' RESPONSIBILITY

## For the Financial Statements

The Companies Act, 1995 (Chapter 386, Laws of Malta) (the "Act") requires the directors of Medserv p.l.c. (the "Company") to prepare financial statements for each financial period which give a true and fair view of the financial position of the Company and the Group as at the end of the financial period and of the profit or loss of the Company and the Group for that period in accordance with the requirements of International Financial Reporting Standards as adopted by the EU.

The directors are responsible for keeping proper accounting records which disclose with reasonable accuracy, at any time, the financial position of the Company and the Group and to enable them to ensure that the financial statements have been properly prepared in accordance with the provisions of the Act.

The directors are also responsible for safeguarding the assets of the Group and hence for taking reasonable steps for the prevention and detection of fraud and other irregularities.

The directors, through oversight of management, are responsible for ensuring that the Company establishes and maintains internal control to provide reasonable assurance with regard to reliability of financial reporting, effectiveness and efficiency of operations and compliance with applicable laws and regulations.

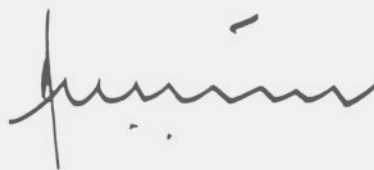
Management is responsible, with oversight from the directors, to establish a control environment and maintain policies and procedures to assist in achieving the objective of ensuring, as far as possible, the orderly and efficient conduct of the Group's business. This responsibility includes establishing and maintaining controls pertaining to the Company's objective of preparing financial statements as required by the Act and managing risks that may give rise to material misstatements in those financial statements. In determining which controls to implement to prevent and detect fraud, management considers the risks that the financial statements may be materially misstated as a result of fraud.

---

Signed on behalf of the Board of Directors by:



**Anthony S Diacono**  
CHAIRMAN



**Anthony J Duncan**  
DIRECTOR



# FINANCIAL STATEMENTS 2015



# STATEMENTS OF FINANCIAL POSITION

AS AT 31 DECEMBER 2015

FINANCIAL  
STATEMENTS

26

	Note	The Group		The Company	
		2015	2014	2015	2014
		€	€	€	€
<b>ASSETS</b>					
Property, plant and equipment	13	<b>24,048,115</b>	23,341,986	-	-
Investments in subsidiaries	14	-	-	<b>344,813</b>	343,613
Prepaid operating lease	26	<b>34,123,472</b>	34,899,006	-	-
Receivable from subsidiaries	17	-	-	<b>19,387,349</b>	19,255,914
Deferred tax assets	16	<b>3,503,852</b>	4,062,971	-	-
<b>Total non-current assets</b>		<b>61,675,439</b>	62,303,963	<b>19,732,162</b>	19,599,527
Prepaid operating lease	26	<b>775,533</b>	775,533	-	-
Derivative financial assets	25	<b>1,176,437</b>	-	-	-
Trade and other receivables	17	<b>16,476,804</b>	16,641,205	<b>6,426,569</b>	5,571,259
Cash at bank and in hand	24	<b>1,036,816</b>	1,115,693	<b>70,813</b>	-
<b>Total current assets</b>		<b>19,465,590</b>	18,532,431	<b>6,497,382</b>	5,571,259
<b>Total assets</b>		<b>81,141,029</b>	80,836,394	<b>26,229,544</b>	25,170,786

The notes on pages 34 to 73 are an integral part of these financial statements.

# STATEMENTS OF FINANCIAL POSITION – CONT

AS AT 31 DECEMBER 2015

27

FINANCIAL  
STATEMENTS

	Note	The Group		The Company	
		2015	2014	2015	2014
		€	€	€	€
<b>EQUITY</b>					
Share capital	18	4,500,000	2,500,000	4,500,000	2,500,000
Reserves	18	5,295,885	4,352,864	-	-
Retained earnings		1,314,532	2,362,960	388,367	1,484,010
<b>Equity attributable to owners of the Company</b>		<b>11,110,417</b>	<b>9,215,824</b>	<b>4,888,367</b>	<b>3,984,010</b>
<b>Non-controlling interest</b>		<b>11,883</b>	<b>257,096</b>	<b>-</b>	<b>-</b>
<b>Total equity</b>		<b>11,122,300</b>	<b>9,472,920</b>	<b>4,888,367</b>	<b>3,984,010</b>
<b>LIABILITIES</b>					
Deferred income	20	34,123,472	34,899,006	-	-
Loans and borrowings	21	22,404,045	21,137,818	19,743,473	19,689,330
Provision	22	31,073	29,581	-	-
Deferred tax liabilities	16	161,272	47,004	-	-
<b>Total non-current liabilities</b>		<b>56,719,862</b>	<b>56,113,409</b>	<b>19,743,473</b>	<b>19,689,330</b>
Current tax payable		287,112	141,952	-	-
Deferred income	20	775,533	775,533	-	-
Loans and borrowings	21	3,788,455	4,880,499	-	1,257,632
Trade and other payables	23	8,447,767	9,452,081	1,597,704	239,814
<b>Total current liabilities</b>		<b>13,298,867</b>	<b>15,250,065</b>	<b>1,597,704</b>	<b>1,497,446</b>
<b>Total liabilities</b>		<b>70,018,729</b>	<b>71,363,474</b>	<b>21,341,177</b>	<b>21,186,776</b>
<b>Total equity and liabilities</b>		<b>81,141,029</b>	<b>80,836,394</b>	<b>26,229,544</b>	<b>25,170,786</b>

The notes on pages 34 to 73 are an integral part of these financial statements.

The financial statements on pages 26 to 73 were approved and authorised for issue by the Board of Directors on 22 March 2016 and signed on its behalf by:



**Anthony S Diacono**  
CHAIRMAN



**Anthony J Duncan**  
DIRECTOR

# STATEMENTS OF PROFIT OR LOSS AND OTHER COMPREHENSIVE INCOME

FOR THE YEAR ENDED 31 DECEMBER 2015

FINANCIAL  
STATEMENTS

28

	Note	The Group		The Company	
		2015	2014	2015	2014
		Restated			
		€	€	€	€
<b>CONTINUING OPERATIONS</b>					
Revenue	6	42,196,304	32,207,230	4,500,000	1,817,662
Cost of sales	8	(29,762,920)	(24,696,231)	-	-
<b>Gross profit</b>		<b>12,433,384</b>	<b>7,510,999</b>	<b>4,500,000</b>	<b>1,817,662</b>
Other income	7	564,459	231,210	-	-
Administrative expenses	8	(5,366,123)	(3,524,252)	(195,723)	(118,857)
Other expenses	7	(110,870)	(1,809)	-	-
<b>Results from operating activities</b>		<b>7,520,850</b>	<b>4,216,148</b>	<b>4,304,277</b>	<b>1,698,805</b>
Finance income	10	3,466	2,335	1,259,473	1,024,365
Finance costs	10	(1,507,827)	(1,079,457)	(1,257,583)	(1,097,853)
<b>Net finance (costs)/income</b>	10	<b>(1,504,361)</b>	<b>(1,077,122)</b>	<b>1,890</b>	<b>(73,488)</b>
<b>Profit before income tax</b>		<b>6,016,489</b>	<b>3,139,026</b>	<b>4,306,167</b>	<b>1,625,317</b>
Tax expense	12	(1,306,184)	(858,118)	(1,810)	(417,662)
<b>Profit from continuing operations</b>		<b>4,710,305</b>	<b>2,280,908</b>	<b>4,304,357</b>	<b>1,207,655</b>
<b>DISCONTINUED OPERATION</b>					
Loss from discontinued operation net of tax	11	(218,528)	(95,011)	-	-
<b>Profit for the year</b>		<b>4,491,777</b>	<b>2,185,897</b>	<b>4,304,357</b>	<b>1,207,655</b>
<b>Other comprehensive income</b>					
Items that may be reclassified subsequently to profit or loss:					
Cash flow hedges – effective portion of changes in fair value	25	1,176,437	-	-	-
<b>Other comprehensive income</b>		<b>1,176,437</b>	<b>-</b>	<b>-</b>	<b>-</b>
<b>Total comprehensive income</b>		<b>5,668,214</b>	<b>2,185,897</b>	<b>4,304,357</b>	<b>1,207,655</b>

The notes on pages 34 to 73 are an integral part of these financial statements.

# STATEMENTS OF PROFIT OR LOSS AND OTHER COMPREHENSIVE INCOME – CONT

FOR THE YEAR ENDED 31 DECEMBER 2015

	The Group		The Company		
	2015	2014	2015	2014	
	Restated				
Note	€	€	€	€	
<b>Profit attributable to:</b>					
Owners of the Company	4,118,156	1,936,620	4,304,357	1,207,655	
Non-controlling interests	373,621	249,277	-	-	
	4,491,777	2,185,897	4,304,357	1,207,655	
<b>Total comprehensive income attributable to:</b>					
Owners of the Company	5,294,593	1,936,620	4,304,357	1,207,655	
Non-controlling interests	373,621	249,277	-	-	
	5,668,214	2,185,897	4,304,357	1,207,655	
<b>Earnings per share</b>	19	9c2	4c3	9c6	2c7

The notes on pages 34 to 73 are an integral part of these financial statements.

# STATEMENT OF CHANGES IN EQUITY - THE GROUP

FOR THE YEAR ENDED 31 DECEMBER 2015

	Attributable to owners of the Company							Non- controlling interest	Total equity
	Share capital	Legal reserve	Hedging reserve	Statutory reserve	Retained earnings	Total	€		
	€	€	€	€	€	€	€	€	
Balance at 1 January 2014	2,500,000	60,000	-	4,546,761	772,443	7,879,204	277,819	8,157,023	
<b>Total comprehensive income</b>									
Profit	-	-	-	-	1,936,620	1,936,620	249,277	2,185,897	
<b>Contributions by and distributions to owners</b>									
Dividends	-	-	-	-	(600,000)	(600,000)	(270,000)	(870,000)	
Transfers	-	-	-	(253,897)	253,897	-	-	-	
<b>Balance at 31 December 2014</b>	<b>2,500,000</b>	<b>60,000</b>	<b>-</b>	<b>4,292,864</b>	<b>2,362,960</b>	<b>9,215,824</b>	<b>257,096</b>	<b>9,472,920</b>	
<b>Balance at 1 January 2015</b>	<b>2,500,000</b>	<b>60,000</b>	<b>-</b>	<b>4,292,864</b>	<b>2,362,960</b>	<b>9,215,824</b>	<b>257,096</b>	<b>9,472,920</b>	
<b>Total comprehensive income</b>									
Profit	-	-	-	-	4,118,156	4,118,156	373,621	4,491,777	
Other comprehensive income	-	-	1,176,437	-	-	1,176,437	-	1,176,437	
<b>Total comprehensive income</b>	<b>-</b>	<b>-</b>	<b>1,176,437</b>	<b>-</b>	<b>4,118,156</b>	<b>5,294,593</b>	<b>373,621</b>	<b>5,668,214</b>	
<b>Contributions by and distributions to owners</b>									
Dividends	-	-	-	-	(3,400,000)	(3,400,000)	(360,000)	(3,760,000)	
Bonus issue	2,000,000	-	-	-	(2,000,000)	-	-	-	
<b>Total contributions and distributions</b>	<b>2,000,000</b>	<b>-</b>	<b>-</b>	<b>-</b>	<b>(5,400,000)</b>	<b>(3,400,000)</b>	<b>(360,000)</b>	<b>(3,760,000)</b>	
Transfers	-	(60,000)	-	173,416	233,416	-	-	-	
<b>Changes in ownership interests</b>									
Disposal of subsidiary with non-controlling interest	-	-	-	-	-	-	(258,834)	(258,834)	
<b>Balance at 31 December 2015</b>	<b>4,500,000</b>	<b>-</b>	<b>1,176,437</b>	<b>4,119,448</b>	<b>1,314,532</b>	<b>11,110,417</b>	<b>11,883</b>	<b>11,122,300</b>	

The notes on pages 34 to 73 are an integral part of these financial statements.

# STATEMENT OF CHANGES IN EQUITY – THE COMPANY

FOR THE YEAR ENDED 31 DECEMBER 2015

31

FINANCIAL  
STATEMENTS

	Share capital	Retained earnings	Total equity
	€	€	€
Balance at 1 January 2014	2,500,000	876,355	3,376,355
<b>Total comprehensive income for the year</b>			
Profit	-	1,207,655	1,207,655
<b>Distributions to owners</b>			
Dividends	-	(600,000)	(600,000)
Balance at 31 December 2014	2,500,000	1,484,010	3,984,010
<b>Balance at 1 January 2015</b>	<b>2,500,000</b>	<b>1,484,010</b>	<b>3,984,010</b>
<b>Total comprehensive income</b>			
Profit	-	4,304,357	4,304,357
<b>Contributions by and distributions to owners</b>			
Dividends	-	(3,400,000)	(3,400,000)
Bonus issue	2,000,000	(2,000,000)	-
Total contributions and distributions	2,000,000	(5,400,000)	(3,400,000)
<b>Balance at 31 December 2015</b>	<b>4,500,000</b>	<b>388,367</b>	<b>4,888,367</b>

The notes on pages 34 to 73 are an integral part of these financial statements.



# STATEMENTS OF CASH FLOWS

FOR THE YEAR ENDED 31 DECEMBER 2015

FINANCIAL  
STATEMENTS

32

	The Group		The Company	
	2015	2014	2015	2014
	€	€	€	€
<b>Cash flows from operating activities</b>				
Profit for the year	4,491,777	2,185,897	4,304,357	1,207,655
Adjustments for:				
Depreciation	2,650,153	1,661,765	-	-
Tax expense	1,306,184	858,118	1,810	417,662
Reversal of impairment loss on trade receivables	(13,745)	(8,230)	-	-
Exchange differences	(25,874)	(1,288)	-	-
Provision for / (reversal) of discounted future gratuity payments	1,492	(7,503)	-	-
Gain on sale of property, plant and equipment	(7,875)	(10,200)	-	-
Loss on disposal of subsidiary	218,528	-	-	-
Net finance costs	1,504,361	1,077,122	(1,890)	73,488
Dividend income	-	-	(4,500,000)	(1,817,662)
	<b>10,125,001</b>	<b>5,755,681</b>	<b>(195,723)</b>	<b>(118,857)</b>
Change in trade and other receivables	2,401,673	(14,447,303)	(123,024)	3,180
Change in trade and other payables	(3,181,446)	6,056,024	(94,790)	87,508
Change in related party balances	-	(1,808)	(737,540)	(475,199)
Change in shareholders' balances	-	(4,246)	-	-
<b>Cash generated from / (absorbed by) operating activities</b>	<b>9,345,228</b>	<b>(2,641,652)</b>	<b>(1,151,077)</b>	<b>(503,368)</b>
Interest paid	(119,637)	(25,572)	-	(5,349)
Interest received	-	2,372	-	-
Tax paid	(400,611)	(143,881)	-	-
<b>Net cash from / (used in) operating activities</b>	<b>8,824,980</b>	<b>(2,808,733)</b>	<b>(1,151,077)</b>	<b>(508,717)</b>
<b>Cash flows from investing activities</b>				
Advances to subsidiaries	-	-	-	(6,812,251)
Dividends received from subsidiaries	-	-	4,500,000	-
Advance payments on investments	(2,727,273)	-	-	-
Acquisition of subsidiaries	-	-	(1,200)	-
Acquisition of property, plant and equipment	(3,818,824)	(13,431,154)	-	-
Receipts from disposal of investment	141,408	-	-	-
Receipts from disposal of assets	49,208	10,200	-	-
Interest received	49,294	-	1,128,044	681,926
<b>Net cash used in investing activities</b>	<b>(6,306,187)</b>	<b>(13,420,954)</b>	<b>5,626,844</b>	<b>(6,130,325)</b>
Balance carried forward before financing	2,518,793	(16,229,687)	4,475,767	(6,639,042)

The notes on pages 34 to 73 are an integral part of these financial statements.

# STATEMENTS OF CASH FLOWS – CONT

FOR THE YEAR ENDED 31 DECEMBER 2015

	Note	The Group		The Company	
		2015	2014	2015	2014
		€	€	€	€
<b>Balance brought forward before financing</b>		<b>2,518,793</b>	(16,229,687)	<b>4,475,767</b>	(6,639,042)
<b>Cash flows from financing activities</b>					
Loan advanced by bank		<b>3,847,818</b>	1,267,673	-	-
(Repayments of) / loan advanced by non-controlling interest		<b>(627,447)</b>	1,300,000	-	-
Loan repaid by subsidiary		-	-	<b>3,620,000</b>	-
Loan advanced to subsidiary		-	-	<b>(3,620,000)</b>	-
Repayments of bank loans		<b>(1,289,788)</b>	(65,255)	-	-
Interest paid on bank loans		<b>(99,218)</b>	(3,147)	-	-
Interest paid to related parties		-	(34,372)	-	-
Issue of notes		-	7,105,000	-	7,105,000
Issue costs		-	(190,693)	-	(292,749)
Interest paid on notes		<b>(1,140,272)</b>	(836,981)	<b>(1,140,272)</b>	(836,981)
Dividends paid to non-controlling interest		-	(90,000)	-	-
Dividends paid to owners of the Company		<b>(2,007,050)</b>	(595,092)	<b>(2,007,050)</b>	(595,092)
<b>Net cash (used in) / from financing activities</b>		<b>(1,315,957)</b>	7,857,133	<b>(3,147,322)</b>	5,380,178
Net increase / (decrease) in cash and cash equivalents		<b>1,202,836</b>	(8,372,554)	<b>1,328,445</b>	(1,258,864)
Cash and cash equivalents at 1 January		<b>(2,687,609)</b>	5,644,488	<b>(1,257,632)</b>	1,232
Effect of exchange rate fluctuations on cash held		-	1,957	-	-
Effect of disposal of subsidiary	11.3	<b>(166,981)</b>	-	-	-
Cash pledged as guarantee released		-	38,500	-	-
<b>Cash and cash equivalents at 31 December</b>	24	<b>(1,651,754)</b>	(2,687,609)	<b>70,813</b>	(1,257,632)

The notes on pages 34 to 73 are an integral part of these financial statements.

# NOTES TO THE FINANCIAL STATEMENTS

AS AT 31 DECEMBER 2015

## 1 Reporting entity

Medserv p.l.c. (the “Company”) is a public liability company domiciled and incorporated in Malta.

The consolidated financial statements of the Company as at and for the year ended 31 December 2015 comprise the Company and its subsidiaries (together referred to as the “Group” and individually as “Group entities”) and the Group’s interest in a joint venture (see note 15). The Group is primarily involved in providing services and support to the offshore oil and gas industry operating mainly in the Mediterranean basin with a focus on the industry’s activities in North Africa.

## 2 Basis of preparation

### 2.1 Statement of compliance

The consolidated and separate financial statements (the “financial statements”) have been prepared and presented in accordance with International Financial Reporting Standards as adopted by the EU (“the applicable framework”). All references in these financial statements to IAS, IFRS or SIC / IFRIC interpretations refer to those adopted by the EU. These financial statements have also been drawn up in accordance with the provisions of the Companies Act, 1995 (Chapter 386, Laws of Malta) (the “Act”).

### 2.2 Basis of measurement

The financial statements have been prepared on the historical cost basis, except for derivative financial instruments which have been measured at fair value.

The methods used to measure fair values for are discussed further in note 25.

### 2.3 Functional and presentation currency

These financial statements are presented in Euro (€), which is the Company’s functional currency.

### 2.4 Use of estimates and judgements

The preparation of the financial statements in conformity with IFRSs requires management to make judgements, estimates and assumptions that affect the application of accounting policies and the reported amounts of assets, liabilities, income and expenses. Actual results may differ from these estimates.

Estimates and underlying assumptions are reviewed on an ongoing basis. Revisions to accounting estimates are recognised in the period in which the estimates are revised and in any future periods affected.

Information about significant areas of estimation uncertainty and critical judgements in applying accounting policies that have the most significant effect on the amounts recognised in the financial statements is included in note 16 – recognition of deferred tax asset on investment tax credits.

## 3 Significant accounting policies

The Group has consistently applied the following accounting policies to all periods presented in these financial statements.

### 3.1 Basis of consolidation

#### 3.1.1 Business combinations

The Group accounts for business combinations using the acquisition method when control is transferred to the Group (see note 3.1.2). The consideration transferred in the acquisition is generally measured at fair value, as are the identifiable net assets acquired. Any goodwill that arises is tested annually for impairment (see note 3.8). Any gain on a bargain purchase is recognised in profit or loss immediately. Transactions costs are expensed as incurred, except if related to the issue of debt or equity securities (see note 3.4).

The consideration transferred does not include amounts related to the settlement of pre-existing relationships. Such amounts are generally recognised in profit or loss.

#### 3.1.2 Subsidiaries

Subsidiaries are entities controlled by the Group. The Group controls an entity when it is exposed to, or has rights to, variable returns from its involvement with the entity and has the ability to affect those returns through its power over the entity. The financial statements of subsidiaries are included in the consolidated financial statements from the date on which control commences until the date on which control ceases.

### 3.1.3 Non-controlling interests

Losses applicable to the non-controlling interests in subsidiaries are allocated to the non-controlling interest even if doing so causes the non-controlling interests to have a deficit balance.

### 3.1.4 Loss of control

When the Group loses control over a subsidiary, it derecognises the assets and liabilities of the subsidiary, and any related non-controlling interest and other components of equity. Any resulting gain or loss is recognised in profit or loss. Any interest retained in the former subsidiary is measured at fair value when control is lost.

### 3.1.5 Interests in joint venture

A joint venture is an arrangement in which the Group has joint control, whereby the Group has rights to the net assets of the arrangement, rather than rights to its assets and obligations for its liabilities.

In the consolidated financial statements, interests in the joint venture are accounted for using the equity method. They are initially recognised at cost, which includes transactions costs. Subsequent to initial recognition, the consolidated financial statements include the Group's share of the profit or loss and other comprehensive income (OCI) of joint ventures, until the date on which joint control ceases.

### 3.1.6 Transactions eliminated on consolidation

Intra-group balances and transactions, and any unrealised income and expenses arising from intra-group transactions, are eliminated in preparing the consolidated financial statements. Unrealised gains arising from transactions with the joint ventures are eliminated against the investment to the extent of the Group's interest in the joint ventures. Unrealised losses are eliminated in the same way as unrealised gains, but only to the extent that there is no evidence of impairment.

## 3.2 Foreign currency transactions

Transactions in foreign currencies are translated to the respective functional currencies of Group entities at exchange rates at the dates of the transactions.

Monetary assets and liabilities denominated in foreign currencies at the reporting date are translated to the functional currency at the exchange rate at that date. The foreign currency gain or loss on monetary items is the difference between amortised cost in the functional currency at the beginning of the year, adjusted for effective interest and payments during the year, and the amortised cost in foreign currency translated at the exchange rate at the end of the year. Non-monetary items that are measured in terms of historical cost in a foreign currency are translated using the exchange rate at the date of the transaction. Foreign currency differences arising on translation are generally recognised in profit or loss.

However, foreign currency differences arising from the translation of qualifying cash flow hedges to the extent the hedges are effective are recognised in OCI.

### 3.2.1 Foreign currency gains and losses

Foreign currency gains and losses are reported on a net basis as either "other income" or "other expenses" depending on whether foreign currency movement is in a net gain or net loss position.

## 3.3 Discontinued operation

A discontinued operation is a component of the Group's business, the operations and cash flows of which can be clearly distinguished from the rest of the Group and which:

- represents a separate major line of business or geographic area of operations;
- is part of a single co-ordinated plan to dispose of a separate major line of business or geographic area of operations; or
- is a subsidiary acquired exclusively with a view to re-sale

Classification as a discontinued operation occurs at the earlier of disposal or when the operation meets the criteria to be classified as held-for-sale.

When an operation is classified as a discontinued operation, the comparative statements of profit or loss and OCI is re-presented as if the operation had been discontinued from the start of the comparative year.

### 3.4 Financial instruments

At reporting date, the Company's loans and receivables comprised loans to subsidiaries, cash and cash equivalents and trade and other receivables. On the same date, the Group's loans and receivables comprised cash and cash equivalents and trade and other receivables.

The Group's non-derivative financial liabilities comprised secured notes, loans and borrowings and trade and other payables.

The Group classifies non-derivative financial assets and non-derivative financial liabilities into the categories of 'loans and receivables' and 'other financial liabilities' respectively.

#### 3.4.1 Non-derivative financial assets and financial liabilities – Recognition and derecognition

The Group initially recognises loans and receivables on the date when they are originated. All other financial liabilities are initially recognised on the trade date when the entity becomes a party to the contractual provisions of the instrument.

The Group derecognises a financial asset when the contractual rights to the cash flows from the asset expire, or it transfers the rights to receive the contractual cash flows on the financial asset in a transaction in which substantially all the risks and rewards of ownership of the financial asset are transferred. Any interest in transferred financial assets that is created or retained by the Group is recognised as a separate asset or liability.

The Group derecognises a financial liability when its contractual obligations are discharged, cancelled or expire.

Financial assets and liabilities are offset and the net amount presented in the statement of financial position when, and only when, the Group has a legal right to offset the amounts and intends either to settle on a net basis or to realise the asset and settle the liability simultaneously.

#### 3.4.2 Non-derivative financial assets - measurement

##### Loans and receivables

Loans and receivables are financial assets with fixed or determinable payments that are not quoted in an active market. Such assets are initially measured at fair value plus any directly attributable transaction costs. Subsequent to initial recognition, loans and receivables are measured at amortised cost using the effective interest method, less any impairment losses.

##### Cash and cash equivalents

Cash and cash equivalents comprise cash in hand, bank balances and call deposits, as well as a bank overdraft that was repayable on demand and form an integral part of the Group's cash management.

#### 3.4.3 Non-derivative financial liabilities - measurement

Other non-derivative financial liabilities are initially measured at fair value less any directly attributable transaction costs. Subsequent to initial recognition these financial liabilities are measured at amortised cost using the effective interest method.

A bank overdraft that was repayable on demand and formed an integral part of the Group's cash management was included as a component of cash and cash equivalents for the purpose of the statement of cash flows.

#### 3.4.4 Derivative financial instruments and hedge accounting

The Group holds derivative financial instruments to hedge its foreign currency risk exposure resulting from the acquisition of METS (see note 29).

##### Cash flow hedges

When a derivative is designated as a cash flow hedging instrument, the effective portion of the changes in the fair value of the derivative is recognised in OCI and accumulated in the hedging reserve. Any ineffective portion of changes in the fair value of the derivative is recognised immediately in profit or loss.

The amount accumulated in equity is retained in OCI. For a hedge of a forecast transaction that subsequently results in the recognition of a non-financial item, any gains or losses on the cash flow hedging instrument that were recognised in OCI are included in the initial cost or the other carrying amount of the non-financial item.

In the event that the forecast transaction is no longer expected to occur, or the hedge no longer meets the criteria for hedge accounting, or the hedging instrument expires or is sold, or terminated or exercised, or the designation is revoked, then hedge accounting is discontinued prospectively. If the forecast transaction is no longer expected to occur, then the amount accumulated in equity is reclassified to profit or loss.

### 3.5 Share capital

Share capital consists of ordinary shares that are classified as equity. Incremental costs directly attributable to the issue of ordinary shares are recognised as a deduction from equity, net of any tax effects.

## 3.6 Property, plant and equipment

### 3.6.1 Recognition and measurement

Items of property, plant and equipment are measured at cost less accumulated depreciation and accumulated impairment losses.

Cost includes expenditure that is directly attributable to the acquisition of the asset. The cost of self-constructed assets includes the cost of materials and direct labour, any other costs directly attributable to bringing the assets to a working condition for their intended use, the costs of dismantling and removing the items and restoring the site on which they are located, and capitalised borrowing costs. Purchased software that is integral to the functionality of the related equipment is capitalised as part of that equipment.

When significant parts of an item of property, plant and equipment have different useful lives, they are accounted for as separate items (major components) of property, plant and equipment.

Any gain or loss on disposal of an item of property, plant and equipment is determined by comparing the proceeds from disposal with the carrying amount of the property, plant and equipment and is recognised net within "other income" or "other expenses" in profit or loss.

### 3.6.2 Subsequent costs

The cost of replacing a component of an item of property, plant and equipment is recognised in the carrying amount of the item, if it is probable that the future economic benefits embodied within the component will flow to the Group and its cost can be measured reliably. The carrying amount of the replaced part is derecognised. The costs of the day-to-day servicing of property, plant and equipment are recognised in profit or loss as incurred.

### 3.6.3 Depreciation

Depreciation is based on the cost of an asset less its residual value. Significant components of individual assets are assessed and if a component has a useful life that is different from the remainder of that asset, that component is depreciated separately.

Depreciation is recognised in profit or loss on a straight-line basis over the estimated useful lives of each component of an item of property, plant and equipment. Property developed and related improvements made on leased land are depreciated over the shorter of the land's lease term and the useful lives of the building and improvements unless it is reasonably certain that the Group will obtain ownership of the land by the end of the lease term.

No depreciation is recognised on items of property, plant and equipment which are not yet in use.

The estimated useful lives for the current and comparative periods are as follows:

• buildings and base improvements	10 - 48	years
• furniture and fittings	10	years
• office and computer equipment	5	years
• plant and equipment	8	years
• motor vehicles	4	years
• cargo carrying units	10	years
• photovoltaic farm	20	years

Depreciation methods, useful lives and residual values are reviewed at each financial year-end and adjusted if appropriate.

### 3.7 Leased assets

Leases in terms of which the Group assumes substantially all the risks and rewards of ownership are classified as finance leases. Upon initial recognition the leased asset is measured at an amount equal to the lower of its fair value and the present value of the minimum lease payments. Subsequent to initial recognition, the asset is accounted for in accordance with the accounting policy applicable to that asset.

Other leases are operating leases and are not recognised in the Group's statement of financial position.

### 3.8 Impairment

#### 3.8.1 Non-derivative financial assets

Financial assets not carried at fair value through profit or loss including interests in joint ventures, are assessed at each reporting date to determine whether there is objective evidence of impairment. A financial asset is impaired if objective evidence indicates that a loss event has occurred after the initial recognition of the asset, and that the loss event had a negative effect on the estimated future cash flows of that asset that can be estimated reliably.

Objective evidence that financial assets are impaired can include default or delinquency by a debtor, restructuring of an amount due to the Group on terms that the Group would not consider otherwise, indications that a debtor or issuer will enter bankruptcy, economic conditions that correlate with defaults or the disappearance of an active market for a security. In addition, for an investment in an equity security, a significant or prolonged decline in its fair value below its cost is objective evidence of impairment.

The Group considers evidence of impairment for receivables at a specific asset level. All individually significant receivables are assessed for specific impairment.

An impairment loss in respect of a financial asset measured at amortised cost is calculated as the difference between its carrying amount and the present value of the estimated future cash flows discounted at the asset's original effective interest rate. Losses are recognised in profit or loss and reflected in an allowance account against receivables. Interest on the impaired asset continues to be recognised. When a subsequent event causes the amount of impairment loss to decrease, the decrease in impairment loss is reversed through profit or loss.

An impairment loss in respect of joint ventures is measured by comparing the recoverable amount of the investment with its carrying amount. An impairment loss is recognised in profit or loss, and is reversed if there has been a favourable change in the estimates used to determine the recoverable amount.

#### 3.8.2 Non-financial assets

The carrying amounts of the Group's non-financial assets, other than deferred tax assets, are reviewed at each reporting date to determine whether there is any indication of impairment. If any such indication exists, then the asset's recoverable amount is estimated. Goodwill is tested annually for impairment. An impairment loss is recognised if the carrying amount of an asset or its related cash-generating unit (CGU) exceeds its estimated recoverable amount.

The recoverable amount of an asset or CGU is the greater of its value in use and its fair value less costs to sell. In assessing value in use, the estimated future cash flows are discounted to their present value using a pre-tax discount rate that reflects current market assessments of the time value of money and the risks specific to the asset. For the purpose of impairment testing, assets that cannot be tested individually are grouped together into the smallest group of assets that generates cash inflows from continuing use that are largely independent of the cash inflows of other assets or CGUs. Goodwill arising from a business combination is allocated to CGUs or groups of CGUs that are expected to benefit from the synergies of the combination.

The Group's corporate assets do not generate separate cash inflows. If there is an indication that a corporate asset may be impaired, then the recoverable amount is determined for the CGU to which the corporate asset belongs.

Impairment losses are recognised in profit or loss.

Impairment losses recognised in prior periods are assessed at each reporting date for any indications that the loss has decreased or no longer exists. An impairment loss is reversed if there has been a change in the estimates used to determine the recoverable amount. An impairment loss is reversed only to the extent that the asset's carrying amount does not exceed the carrying amount that would have been determined, net of depreciation or amortisation, if no impairment loss had been recognised. An impairment loss in respect of goodwill is not reversed.

### 3.9 Investments in subsidiaries

Investments in subsidiaries are shown in the statement of financial position of the Company at cost less any impairment losses.

### 3.10 Employee benefits

#### 3.10.1 Defined contribution plans

The Group contributes towards the State defined contribution plan in accordance with local legislation and to which it has no commitment beyond the payment of fixed contributions. Obligations for contributions to the defined contribution plan are recognised in profit or loss as incurred.

#### 3.10.2 Other long-term employee benefits

The Group's net obligation in respect of long-term employee benefits is the amount of future benefit that employees have earned in return for their service in the current and prior periods; that benefit is discounted to determine its present value, and the fair value of any related assets is deducted. The discount rate is the yield at the reporting date on German Government Bonds that have maturity dates approximating the terms of the Group's obligations.

### 3.11 Revenue

The Group is engaged in providing services and support to the offshore oil and gas industry and as such is involved in providing support services that span over a term and sell goods and supplies. In this regard revenue is recognised and measured as follows:

#### 3.11.1 Services rendered

Revenue from services rendered is recognised in profit or loss in proportion to the stage of completion of the transaction at the reporting date. The stage of completion is assessed by reference to surveys of work performed.

#### 3.11.2 Sale of goods

Revenue is recognised when the significant risks and rewards of ownership have been transferred to the customer, recovery of the consideration is probable, the associated costs and possible return of goods can be estimated reliably, there is no continuing management involvement with the goods, and the amount of revenue can be measured reliably. Revenue is measured net of returns, trade discounts and volume rebates.

The timing of the transfers of risks and rewards occurs when the product is loaded onto the client's vessel. Generally for such products the customer has no right of return.

In both instances, revenue is measured at the fair value of the consideration received or receivable.

#### 3.11.3 Dividends

Dividend income is recognised in profit or loss on the date the Company's right to receive payment is established.

### 3.12 Lease payments

Payments made under operating leases are recognised in profit or loss on a straight-line basis over the term of the lease.

Contingent rent is that portion of the lease payments that is not fixed in amount but is based on the future amount of a factor that changes other than with the passage of time (e.g. percentage of future sales). Contingent lease payments are accounted for upon confirmation in the period in which they are incurred.

### 3.13 Finance income and finance costs

Finance income comprises interest income recognised on financial assets. Interest income is recognised as it accrues in profit or loss, using the effective interest method.



Finance costs comprise interest expense on borrowings. Borrowing costs that are not attributable to the acquisition, construction or production of a qualifying asset are recognised in profit or loss using the effective interest method.

### 3.14 Government grants

Grants that compensate the Group for expenses incurred are recognised in profit or loss as other income on a systematic basis in the periods in which the expenses are recognised.

Government grants related to assets, including non-monetary grants, are initially recognised as deferred income at fair value if there is reasonable assurance that they will be received and the Group will comply with the conditions associated with the grant; they are then recognised in profit or loss on a systematic basis over the useful life of the asset and presented as a deduction from the amortization cost of the related asset.

### 3.15 Income tax

Income tax expense comprises current and deferred tax. Current tax and deferred tax are recognised in profit or loss except to the extent that they relate to a business combination, or items recognised directly in equity or in other comprehensive income.

Current tax is the expected tax payable or receivable on the taxable income or loss for the year, using tax rates enacted or substantively enacted at the reporting date, and any adjustment to tax payable in respect of previous years. Current tax payable also includes any tax liability arising from the declaration of dividends.

Deferred tax is recognised in respect of temporary differences between the carrying amounts of assets and liabilities for financial reporting purposes and the amounts used for taxation purposes. Deferred tax is measured at the tax rates that are expected to be applied to temporary differences when they reverse, based on the laws that have been enacted or substantively enacted by the reporting date.

A deferred tax asset is recognised for unutilised tax losses, tax credits and deductible temporary differences, to the extent that it is probable that future taxable profits will be available against which they can be utilised. Deferred tax assets are reviewed at each reporting date and are reduced to the extent that it is no longer probable that the related tax benefit will be realised.

Unrecognised deferred tax assets are reassessed at each reporting date and recognised to the extent that it has become probable that future taxable profits will be available against which they can be used.

Deferred tax assets and liabilities are offset if there is a legally enforceable right to offset current tax liabilities and assets, and they relate to income taxes levied by the same tax authority on the same taxable entity, or on different tax entities, but they intend to settle current tax liabilities and assets on a net basis or their tax assets and liabilities will be realised simultaneously.

### 3.16 Earnings per share

The Group presents basic earnings per share (EPS) data for its ordinary shares. This EPS is calculated by dividing the profit or loss attributable to ordinary shareholders of the Company by the weighted average number of ordinary shares outstanding during the period. If the number of ordinary or potential ordinary shares outstanding increases as a result of a capitalisation, bonus issue or share split, the calculation of EPS for all periods presented shall be adjusted retrospectively.

### 3.17 Segment reporting

An operating segment is a component of the Group that engages in business activities from which it may earn revenues and incur expenses, including revenues and expenses that relate to transactions with any of the Group's other components. All operating segments' operating results are reviewed regularly by the Board of Directors, the chief operating decision-maker, to make decisions about resources to be allocated to the segment and assess its performance, and for which discrete financial information is available.

Segment results that are reported to the Board of Directors include items directly attributable to a segment as well as those that can be allocated on a reasonable basis.

Unallocated items comprise mainly the Company's assets and liabilities.

Segment capital expenditure is the total cost incurred during the year to acquire property, plant and equipment.

### 3.18 Unrealised profits

Part II of the Third Schedule to the Act requires that only profits realised at the reporting date may be included as part of retained earnings available for distribution. Any unrealised profits at this date, taken to the credit of the income statement, are transferred to non-distributable reserves.

## 4 New standards and interpretations not yet adopted

A number of new standards, amendments to standards and interpretations are not yet effective for annual periods beginning after 1 January 2015, and have not been applied in preparing these financial statements. Except for IFRS 15 *Revenue from Contracts with Customers*, none of these are expected to have a significant effect on the financial statements of the Group in the period of initial application.

IFRS 15 establishes a comprehensive framework for determining whether, how much and when revenue is recognised. It replaces existing revenue recognition guidance, including IAS 18 *Revenue*, IAS 11 *Construction Contracts* and IFRIC 13 *Customer Loyalty Programmes*. IFRS 15 is effective for annual reporting periods beginning on or after 1 January 2018, with early adoption permitted. This IFRS has not yet been endorsed by the EU.

The Group is assessing the potential impact on its financial statements resulting from the application of IFRS 15.

## 5 Operating segments

### 5.1

The Group has three reportable segments, as described below, which are the Group's strategic business units. The strategic business units operate from three different locations, but offer similar services and are managed by the same management team since they require similar resources and marketing strategies. For each of the strategic business units, the Board of Directors, which is the chief operating decision maker, reviews internal management reports on a monthly basis. The following summary describes the operations in each of the Group's reportable segments:

<b>Malta Operation</b>	Includes the provision of comprehensive logistical support services to the offshore oil and gas industry from a base in Kalafrana, Malta.
<b>Libya Operation</b>	Includes the provision of essential administration and support services to our clients operating offshore Libya. These operations are managed through a local branch with its office in Tripoli. The discontinued operation (note 11) was part of this operating segment.
<b>Cyprus Operation</b>	Includes the provision of comprehensive logistical support services to the offshore oil and gas industry from a base in Larnaca, Cyprus.

Information regarding the results of each reportable segment is included below. Performance is measured based on segment profit before income tax, as included in the internal management reports that are reviewed by the Board of Directors. Segment profit is used to measure performance as management believes that such information is the most relevant in evaluating the results of certain segments relative to other entities that operate within these industries.

## 5.2 Information about reportable segments

	MALTA OPERATION		LIBYA OPERATION		CYPRUS OPERATION		TOTAL	
	2015	2014	2015	2014	2015	2014	2015	2014
	€	€	€	€	€	€	€	€
Segment revenue - external	26,577,124	22,488,041	1,623,679	270,146	13,995,501	9,449,043	42,196,304	32,207,230
Interest revenue	-	-	26,857	-	3,466	2,335	30,323	2,335
Interest expense	(1,475,150)	(678,846)	(25,047)	-	(7,630)	(400,611)	(1,507,827)	(1,079,457)
Depreciation	(1,454,650)	(920,705)	(833)	(417)	(1,194,670)	(558,535)	(2,650,153)	(1,479,657)
Reportable segment profit / (loss) before income tax	4,059,572	1,947,392	(256,141)	(74,105)	2,405,223	1,459,834	6,208,654	3,333,121
Reportable segment assets	71,906,150	66,621,641	451,349	1,278,588	7,389,713	14,051,859	79,747,212	81,952,088
Capital expenditure	3,611,004	9,244,917	-	4,164	162,280	6,038,002	3,773,284	15,287,083
Reportable segment liabilities	59,444,442	58,552,880	38,180	391,866	8,936,051	13,052,696	68,418,673	71,997,442
Operating net cash flows	2,090,907	636,337	(250,862)	(391,176)	6,984,935	(3,053,894)	8,824,980	(2,808,733)
Investing net cash flows	6,354,815	(7,378,788)	141,408	(4,164)	(92,780)	(6,038,002)	(6,306,187)	(13,420,954)
Financing net cash flows	(688,510)	6,681,505	-	(90,000)	(627,447)	1,265,628	(1,315,957)	7,857,133

Restated

### 5.3 Reconciliation of reportable segment revenues, profit or loss, assets and liabilities

	2015	2014 Restated
	€	€
<b>Revenues</b>		
Total revenue for reportable segments	42,196,304	32,207,230
<b>Consolidated revenues</b>	<b>42,196,304</b>	<b>32,207,230</b>
<b>Profit or loss</b>		
Total profit or loss for reportable segments	6,208,654	3,333,124
Unallocated amounts:		
Other corporate expenses	(194,056)	(120,610)
Other interest receivable / (payable)	1,890	(73,488)
<b>Consolidated profit before income tax</b>	<b>6,016,488</b>	<b>3,139,026</b>
<b>Assets</b>		
Total assets for reportable segments	79,747,212	80,809,570
Unallocated amounts	1,393,817	26,824
<b>Consolidated total assets</b>	<b>81,141,029</b>	<b>80,836,394</b>
<b>Liabilities</b>		
Total liabilities for reportable segments	68,418,673	70,688,845
Unallocated amounts	1,600,056	674,629
<b>Consolidated total liabilities</b>	<b>70,018,729</b>	<b>71,363,474</b>

## 5.4 Geographical information

The Group segments are managed from Malta but operate base facilities and / or offices in Malta, Cyprus and Libya.

In presenting information on the basis of geographical segments, segment revenue is based on the geographical location of customers. Segment assets are based on the geographical location of the assets.

	Revenues	Non-current assets
	€	€
<b>31 December 2015</b>		
Libya	21,140,009	80,355
Italy	1,572,099	-
Cyprus	13,995,501	5,425,305
Switzerland	3,155	-
UK	941,748	-
Malta	1,049,939	56,169,779
USA	1,137,550	-
Other countries	2,356,303	-
	<b>42,196,304</b>	<b>61,675,439</b>
<b>31 December 2014</b>		
Libya	9,916,493	377,322
Italy	3,105,065	-
Cyprus	9,449,043	6,479,995
Switzerland	8,143	-
UK	5,072,351	-
Malta	2,177,268	51,383,675
USA	192,465	-
Other countries	2,286,452	-
	<b>32,207,280</b>	<b>58,240,992</b>

Group revenues from transactions with two major external customers amounted to approximately €34.2 million (2014: €19 million). Revenues are being analysed by country of incorporation of customers.

### Situation in Libya

The Group's Libya operations remain minimal as a result of the political scenario in the region. However a number of companies in the oil industry which were previously carrying on business in Libya, have moved their operations to the Group's Malta base thus yielding substantial benefit to the Group.

## 6 Revenue

Revenue is stated after deduction of sales rebates and indirect taxes.

	The Group		The Company	
	2015	2014	2015	2014
		Restated		
	€	€	€	€
<b>Category of activity</b>				
Logistical support and other services	<b>42,196,304</b>	32,207,230	-	-
Dividend income	-	-	<b>4,500,000</b>	1,817,662

## 7 Other income and other expenses

### 7.1 Other income

	The Group	
	2015	2014
		Restated
	Note	
	€	€
Exchange differences	<b>31,160</b>	12,819
Gain on sale of property, plant and equipment	<b>7,875</b>	10,200
Photovoltaic income	<b>525,424</b>	203,810
Government grant	-	4,381
Reversal of prepaid operating lease	26.2	(775,533)
Reversal of deferred income	20	775,533
<b>Other income</b>	<b>564,459</b>	231,210

### 7.2 Other expenses

Other expenses incurred in the current and comparative year represented net unrealised operating exchange losses.

## 8 Expenses by nature

### 8.1

	Note	The Group		The Company	
		2015	2014	2015	2014
		Restated			
		€	€	€	€
Direct cost of services		<b>21,869,443</b>	19,075,301	-	-
Employee benefit	9	<b>4,697,803</b>	3,494,446	-	-
Depreciation	13	<b>2,650,153</b>	1,661,765	-	-
Professional fees		<b>1,082,590</b>	458,693	<b>104,945</b>	42,556
Listing expenses		<b>86,576</b>	42,737	<b>86,576</b>	42,737
Travelling and telecommunications		<b>607,239</b>	569,242	-	-
Repairs and maintenance		<b>969,619</b>	585,256	-	-
Rent	26	<b>1,742,628</b>	1,082,842	-	-
Insurance		<b>335,512</b>	196,390	-	-
Security services		<b>180,829</b>	215,369	-	-
Other		<b>906,651</b>	838,442	<b>4,202</b>	33,564
<b>Total cost of sales and administrative expenses</b>		<b>35,129,043</b>	28,220,483	<b>195,723</b>	118,857

8.2 The total fees charged to the Group by the independent auditors during 2015 can be analysed as follows:

	€
Auditors' remuneration	70,250
Tax advisory services	58,635
Other non-audit services	410,547
	<b>539,432</b>

## 9 Personnel expenses

Personnel expenses incurred by the Group during the year are analysed as follows:

	The Group	
	2015	2014
	€	€
Directors' emoluments:		
Remuneration	300,000	300,000
Fees	66,391	78,961
	<b>366,391</b>	<b>378,961</b>
Wages and salaries	3,977,803	2,829,449
Social security contributions	313,933	251,303
Maternity fund	2,357	-
Special contribution	16,266	34,733
Government grant - employment aid	21,053	-
	<b>4,697,803</b>	<b>3,494,446</b>

The weekly average number of persons employed by the Group during the year was as follows:

	2015	2014
	No.	No.
Operating	90	95
Management and administration	27	28
	<b>117</b>	<b>123</b>

## 10 Finance income and finance costs

	The Group		The Company	
	2015	2014	2015	2014
	€	€	€	€
		Restated		
Bank interest receivable	3,466	2,335	-	21,646
Interest receivable from subsidiaries	-	-	1,242,345	1,002,719
Gain due to early loan repayment	-	-	17,128	-
<b>Finance income</b>	<b>3,466</b>	<b>2,335</b>	<b>1,259,473</b>	<b>1,024,365</b>
Interest payable on bank loans	(104,312)	(4,523)	(3,440)	(21,750)
Other bank interest payable	(149,372)	(134,577)	-	-
Interest payable to note holders	(1,254,143)	(940,357)	(1,254,143)	(1,076,103)
<b>Finance costs</b>	<b>(1,507,827)</b>	<b>(1,079,457)</b>	<b>(1,257,583)</b>	<b>(1,097,853)</b>
<b>Net finance (costs) / income</b>	<b>(1,504,361)</b>	<b>(1,077,122)</b>	<b>1,890</b>	<b>(73,488)</b>



## 11 Discontinued operation

In June 2015, the Group sold its sixty percent shareholding in Medserv Misurata FZC to the Misurata Free Zone Authority. Management took a decision to close the Misurata, Libya base permanently as activity remained minimal.

The Misurata base was not previously classified as held-for-sale or as a discontinued operation. The comparative consolidated statement of comprehensive income has been restated to show the discontinued operation separately from continuing operations.

### 11.1 Results from discontinued operation

	The Group	
	2015	2014
	€	€
Revenue	-	187,177
Expenses	-	(282,188)
Results from operative activities, net of income tax	-	(95,011)
Loss on sale of discontinued operation	<b>(218,528)</b>	-
<b>Loss for the period</b>	<b>(218,528)</b>	<b>(95,011)</b>

The loss for the period from discontinued operation of €218,528 was attributable entirely to the owners of the Company. The loss for the comparative period amounted to €95,011, an amount of €57,007 was attributable to the owners of the Company.

### 11.2 Cash flows from discontinued operation

	2015	2014
	€	€
Net cash from operating activities	-	54,764
Net cash used in financing activities	-	(225,000)
<b>Net cash flow for the period</b>	<b>-</b>	<b>(170,236)</b>

### 11.3 Effect of disposal on the financial position of the Group

	2015
	€
Property plant and equipment	184,095
Trade and other receivables	77,484
Cash and cash equivalents	166,981
Assets of discontinued operation	428,560
Less:	
Assets transferred to non-controlling interest	(258,834)
<b>Consideration receivable by equity holders of the Company</b>	<b>169,726</b>

## 12 Tax expense

### 12.1 Recognised in the income statement

	The Group		The Company	
	2015	2014	2015	2014
	Restated			
	€	€	€	€
<b>Current tax expense</b>				
Taxation	(632,797)	(296,645)	(1,810)	(417,662)
	<b>(632,797)</b>	<b>(296,645)</b>	<b>(1,810)</b>	<b>(417,662)</b>
<b>Deferred tax movement</b>				
Origination and reversal of temporary differences	(673,387)	(561,473)	-	-
<b>Total tax expense</b>	<b>(1,306,184)</b>	<b>(858,118)</b>	<b>(1,810)</b>	<b>(417,662)</b>

12.2 The tax expense for the year and the result of the accounting result multiplied by the tax rate applicable in Malta, the Company's country of incorporation, are reconciled as follows:

	The Group		The Company	
	2015	2014	2015	2014
	Restated			
	€	€	€	€
Profit before tax	6,016,489	3,139,026	4,306,167	1,625,317
Income tax using the domestic income tax rate	(2,105,771)	(1,098,659)	(1,507,158)	(568,861)
Tax effect of:				
Investment tax credits	970,894	179,481	-	-
Disallowed expenses	(349,952)	(221,797)	(67,842)	(67,321)
Difference in tax rates applicable to Group entities	162,341	114,819	-	-
Exempt dividends	-	1,533	-	-
Exempt income	117,345	115,014	1,575,000	218,520
Special contribution to the defence fund	(1,040)	(484)	-	-
Tax affect of unrecognised deferred tax	(74,428)	-	-	-
Adjustment to prior year current taxation	-	-	1,810	-
Adjustment to prior years' deferred tax asset	(25,573)	51,975	-	-
<b>Tax Expense</b>	<b>(1,306,184)</b>	<b>(858,118)</b>	<b>(1,810)</b>	<b>(417,662)</b>

The applicable tax rate is the statutory local income tax rate of 35% for income generated in Malta. The results from operations in Cyprus are subject to the statutory local income tax of 12.5%.

The Company's subsidiary, Medserv Operations Limited is eligible to the incentives provided by regulations 5 and 31 of the Business Promotion Regulations, 2001 ("BPRs") and regulation 4 of the Investment Aid Regulations ("IARs").

### 13 Property, plant and equipment - The Group

#### 13.1

	Total	Buildings	Base improvements	Plant and equipment	Photo-voltaic farm	Cargo carrying units	Furniture and fittings	Office and computer equipment	Motor vehicles	Payment in advance and assets under construction
Cost	€	€	€	€	€	€	€	€	€	€
Balance at 01.01.14	13,027,279	3,758,847	95,766	4,407,921	-	-	694,824	451,315	260,446	3,358,160
Acquisitions	16,673,042	2,072,727	2,473,802	4,944,125	1,627,306	2,093,021	559,745	169,371	169,997	2,562,948
Transfers from plant and equipment	-	-	-	(178,052)	178,052	-	-	-	-	-
Transfers from payments in advance and assets under construction	-	2,350,578	-	-	2,195,000	-	-	-	-	(4,545,578)
Disposals	(124,800)	-	-	(106,565)	-	-	-	-	(18,235)	-
<b>Balance at 31.12.14</b>	<b>29,575,521</b>	<b>8,182,152</b>	<b>2,569,568</b>	<b>9,067,429</b>	<b>4,000,358</b>	<b>2,093,021</b>	<b>1,254,569</b>	<b>620,686</b>	<b>412,208</b>	<b>1,375,530</b>
Balance at 01.01.15	29,575,521	8,182,152	2,569,568	9,067,429	4,000,358	2,093,021	1,254,569	620,686	412,208	1,375,530
Acquisitions	3,773,284	1,425,422	1,033,774	920,545	15,894	10,878	167,043	77,962	121,766	-
Transfers from payments in advance and assets under construction	-	-	-	-	-	1,375,530	-	-	-	(1,375,530)
Disposals	(2,347,342)	-	(95,768)	(1,440,012)	-	-	(537,911)	(137,759)	(135,892)	-
<b>Balance at 31.12.15</b>	<b>31,001,463</b>	<b>9,607,574</b>	<b>3,507,574</b>	<b>8,547,962</b>	<b>4,016,252</b>	<b>3,479,429</b>	<b>883,701</b>	<b>560,889</b>	<b>398,082</b>	<b>-</b>
<b>Depreciation</b>										
Balance at 01.01.14	4,696,570	859,221	59,576	2,740,101	-	-	415,502	402,176	219,994	-
Transfers from plant and equipment	-	-	-	(9,371)	9,371	-	-	-	-	-
Charge for the year	1,661,765	109,716	379,127	759,849	95,436	96,364	116,752	53,219	51,302	-
Disposals	(124,800)	-	-	(106,565)	-	-	-	-	(18,235)	-
<b>Balance at 31.12.14</b>	<b>6,233,535</b>	<b>968,937</b>	<b>438,703</b>	<b>3,384,014</b>	<b>104,807</b>	<b>96,364</b>	<b>532,254</b>	<b>455,395</b>	<b>253,061</b>	<b>-</b>

	Total	Buildings	Base improvements	Plant and equipment	Photo-voltaic farm	Cargo carrying units	Furniture and fittings	Office and computer equipment	Motor vehicles	Payment in advance and assets under construction
	€	€	€	€	€	€	€	€	€	€
Balance at 01.01.15	6,233,535	968,937	438,703	3,384,014	104,807	96,364	532,254	455,395	253,061	-
Charge for the year	2,650,153	185,314	722,861	956,866	208,111	347,083	90,935	53,944	85,039	-
Disposals	(1,930,340)	-	(69,153)	(1,220,136)	-	-	(389,800)	(137,657)	(113,594)	-
<b>Balance at 31.12.15</b>	<b>6,953,348</b>	<b>1,154,251</b>	<b>1,092,411</b>	<b>3,120,744</b>	<b>312,918</b>	<b>443,447</b>	<b>233,389</b>	<b>371,682</b>	<b>224,506</b>	<b>-</b>

#### Carrying amounts

At 1 January 2014	8,330,709	2,899,626	36,190	1,667,820	-	-	279,322	49,139	40,452	3,358,160
At 31 December 2014	23,341,986	7,213,215	2,130,865	5,683,415	3,895,551	1,996,657	722,315	165,291	159,147	1,375,530
<b>At 1 January 2015</b>	<b>23,341,986</b>	<b>7,213,215</b>	<b>2,130,865</b>	<b>5,683,415</b>	<b>3,895,551</b>	<b>1,996,657</b>	<b>722,315</b>	<b>165,291</b>	<b>159,147</b>	<b>1,375,530</b>
<b>At 31 December 2015</b>	<b>24,048,115</b>	<b>8,453,323</b>	<b>2,415,163</b>	<b>5,427,218</b>	<b>3,703,334</b>	<b>3,035,982</b>	<b>650,312</b>	<b>189,207</b>	<b>173,576</b>	<b>-</b>

**13.2** At 31 December 2015, the Group still used fully depreciated plant and equipment that had a gross carrying amount of €3,171,251 (2014: €1,014,262).

**13.3** The Group's buildings are constructed on land held under title of temporary emphyteusis from Malta Freeport Corporation Limited for a period up to 29 May 2045. On 5 December 2012, the Group entered into a lease agreement with Malta Freeport Corporation Limited that would extend the right of use of the said land until 29 May 2060.

**13.4** Payments in advance and assets under construction at the beginning of 2014 related to the photovoltaic equipment and construction cost for the development of the 2011 kWp photovoltaic farm and included capitalized borrowing costs of €59,645, capitalized depreciation of €36,874 and capitalized personnel expenses of €36,404. During 2015, no borrowing costs or personnel expenses were capitalised. During 2014, borrowing costs and personnel expenses amounting to €135,749 and €36,523 respectively were further

capitalized until the photovoltaic farm was completed. The total cost of the farm amounting to €4,545,578 was reclassified from payments in advance and assets under construction to the respective property, plant and equipment categories.

Payment in advance at the beginning of 2015 related to cargo carrying units received subsequent to year end. During 2015, the full cost of the cargo carrying units was reclassified to the respective category from payments in advance.

### 13.5 Commitments

During 2015, the Group did not enter into any contract to purchase property, plant and equipment (2014: €467,692).

### 13.6 Security

At 31 December 2015, the Group's emphyteutical rights on the Medserv site at the Malta Freeport at the Port of Marsaxlokk (refer to Note 26.3) were subject to a general hypothec and a special hypothec in relation to the notes issue and bank borrowings by the Group (refer to Note 21.3).

## 14 Investments in subsidiaries

### 14.1

	€
At 1 January 2014	343,613
At 31 December 2014	343,613
At 1 January 2015	343,613
Acquisitions	1,200
<b>At 31 December 2015</b>	<b>344,813</b>

### 14.2 List of subsidiaries and sub-subsidiaries

Subsidiaries	Registered Office	Ownership interest		Nature of business	Paid up
		2015	2014		
		%	%		
Medserv International Limited	Port of Marsaxlokk Birzebbugia Malta	<b>99.99</b>	99.99	Holding company	25
Medserv Italy Limited	Port of Marsaxlokk Birzebbugia Malta	<b>99.99</b>	99.99	Holding company	20
Medserv Eastern Mediterranean Limited	Port of Marsaxlokk Birzebbugia Malta	<b>99.99</b>	99.99	Holding company	20
Medserv East Africa Ltd	Port of Marsaxlokk Birzebbugia Malta	<b>99.99</b>	99.99	Holding company	20
Medserv Libya Limited	Port of Marsaxlokk Birzebbugia Malta	<b>99.99</b>	99.99	Logistical support and other services	20
Medserv M.E. Limited	Port of Marsaxlokk Birzebbugia Malta	<b>99.99</b>	-	Holding company	100
Medserv Operations Limited	Port of Marsaxlokk Birzebbugia Malta	<b>99.99</b>	99.99	Logistical support and other services	100
<b>Sub-subsidiaries</b>					
Medserv (Cyprus) Limited	Karaiskakis Street Limassol Cyprus	<b>80.00</b>	80.00	Logistical support and other services	100
Medserv Misurata FZC	Qast Ahmed Misurata Libya	-	80.00	Logistical support and other services	100

14.3 During 2015, the Company disposed of its 60% interest in Medserv Misurata FZC for a consideration of €169,726 (see note 11).

14.4 On 15 September 2015, the Company formed a new subsidiary, Medserv M.E. Limited (see note 29).

## 15 Investment in joint venture

On 3 November 2010, the Group acquired 50 percent of the share capital of a newly established joint arrangement, Medserv Italia s.r.l., a company registered in Italy. Medserv Italia s.r.l. was set up to provide comprehensive logistical support and service base for the oil and gas industry. The joint arrangement has not carried out any business activities during the period to 31 December 2015.

Summary of financial information for the joint arrangement as at 31 December 2015 is as follows:

	2015	2014
	€	€
Non-current assets	380	380
Current assets	8,454	3,071
<b>Total assets</b>	<b>8,834</b>	<b>3,451</b>
Current liabilities	-	-
Total liabilities	-	-
<b>Net assets</b>	<b>8,834</b>	<b>3,451</b>
<b>Group's share of net assets (50%)</b>	<b>4,417</b>	<b>1,726</b>
Income	-	-
Expenses	(1,233)	(3,065)
<b>Loss for the period</b>	<b>(1,233)</b>	<b>(3,065)</b>
<b>Group's share of loss</b>	<b>-</b>	<b>-</b>

As at 31 December 2015, the Group's share of unrecognised losses amounted to €4,045 (2014: €3,428).

## 16 Deferred tax assets and liabilities

16.1 Deferred tax assets and liabilities are attributable to the following:

	Assets		Liabilities		Net	
	2015	2014	2015	2014	2015	2014
	€	€	€	€	€	€
<b>The Group</b>						
Property, plant and equipment	-	-	(985,094)	(285,148)	(985,094)	(285,148)
Provision for discounted future gratuity payments	10,876	10,353	-	-	10,876	10,353
Provision for exchange fluctuations	282	-	-	(1,787)	282	(1,787)
Investment tax credits	4,215,105	4,215,107	-	-	4,215,105	4,215,107
Unutilised tax losses and unabsorbed capital allowances	101,411	77,442	-	-	101,411	77,442
<b>Tax assets / (liabilities) before set-off</b>	<b>4,327,674</b>	<b>4,302,902</b>	<b>(985,094)</b>	<b>(286,935)</b>	<b>3,342,580</b>	<b>4,015,967</b>
Set off of tax	(823,822)	(239,931)	823,822	239,931	-	-
<b>Net tax assets / (liabilities)</b>	<b>3,503,852</b>	<b>4,062,971</b>	<b>(161,272)</b>	<b>(47,004)</b>	<b>3,342,580</b>	<b>4,015,967</b>

## 16.2 Movement in temporary differences during the year - The Group

	Balance 01.01.14	Recognised in profit or loss	Balance 31.12.14
	€	€	€
Property, plant and equipment	15,304	(300,452)	(285,148)
Provision for discounted future gratuity payments	12,981	(2,628)	10,353
Impairment loss on receivables	2,880	(2,880)	-
Provision for exchange fluctuations	(170)	(1,617)	(1,787)
Investment tax credits	4,215,107	-	4,215,107
Unutilised tax losses and unabsorbed capital allowances	331,338	(253,896)	77,442
	4,577,440	(561,473)	4,015,967

## 16.2 Movement in temporary differences during the year - The Group (continued)

	Balance 01.01.15	Recognised in profit or loss	Balance 31.12.15
	€	€	€
Property, plant and equipment	(285,148)	(502,878)	(788,026)
Provision for discounted future gratuity payments	10,353	523	10,876
Provision for exchange fluctuations	(1,787)	2,069	282
Investment tax credits	4,215,107	(197,070)	4,018,037
Unutilised tax losses and unabsorbed capital allowances	77,442	23,969	101,411
	<b>4,015,967</b>	<b>(673,387)</b>	<b>3,342,580</b>

## 16.3 Recognition of deferred tax asset on investment tax credits

As at 31 December 2015, a deferred tax asset of €4,018,037 (2014: €4,215,107) was recognised in the financial statements to the extent of investment tax credits expected to be utilised in the future. Based on the Group's profit forecasts of the Malta operations for the period 2016 to 2020, the directors believe that the Group will have sufficient taxable profit in the future against which this deferred tax asset can be utilised.

These profit forecasts were based on realistic assumptions of business growth, including the expected volume of business arising from maintenance projects and the provision of logistic support services to the offshore oil and gas industry during the forecast period that the directors believe will be provided by the shore base at Malta Freeport. Historic values of similar projects were used to support and quantify the net result of the future projects and services. The extent of utilization of the investment tax credits was based on the assumption that the profit forecasts will be subject to the current tax rate of 35%. The investment tax credits do not expire.

## 16.4 Unrecognised deferred tax asset

A deferred tax asset of €2,312,288 (2014: €2,382,242) has not been recognised in respect of investment tax credits.

## 17 Trade and other receivables

### 17.1

	The Group		The Company	
	2015	2014	2015	2014
	€	€	€	€
Trade receivables	12,174,137	13,401,920	-	-
Amounts due by subsidiaries	-	-	6,284,717	5,547,176
Amounts due by related company	-	5,026	-	-
Other receivables	632,585	1,037,870	-	-
Advance payment re acquisition of METS (note 29)	2,727,273	-	-	-
Accrued income	25,721	181,461	-	-
Deferred expenses	413,957	969,713	-	-
Prepayments	503,131	1,045,215	141,852	24,083
	<b>16,476,804</b>	<b>16,641,205</b>	<b>6,426,569</b>	<b>5,571,259</b>



17.2 Amounts due by subsidiaries are unsecured, interest-free and repayable on demand. Transactions with related parties are set out in note 28 to these financial statements.

17.3 The Group's exposure to credit and currency risks and impairment losses relating to trade and other receivables are disclosed in note 25.

17.4 Receivables from subsidiaries classified as non-current assets have the following terms and conditions:

	Currency	Nominal interest rate	Year of maturity	The Company	
				2015 €	2014 €
Unsecured loan	EUR	6%	2023	<b>17,703,712</b>	13,937,687
Unsecured loan	EUR	6.25%	2017	<b>1,683,637</b>	5,318,227
				<b>19,387,349</b>	19,255,914

17.5 Deferred expenses mainly include costs incurred by the Group that are related directly to securing various contracts. These costs have been deferred as they relate to contracts continuing / starting in the coming years for which future economic benefits are expected to flow to the Group and can be identified separately and measured reliably.

## 18 Capital and reserves

### 18.1 Share capital

	Group and Company Ordinary shares	
	2015 No.	2014 No.
In issue at 1 January	<b>25,000,004</b>	25,000,004
Increase in shares due to bonus issue	<b>20,000,002</b>	-
<b>In issue at 31 December - fully paid</b>	<b>45,000,006</b>	25,000,004

The Company's authorised share capital amounts to 120,000,000 shares of €0.10 each (2014: 50,000,000 ordinary shares of €0.10 each).

On 3 December 2015, the general meeting of shareholders approved the issue of 20,000,002 shares of a nominal value of €0.10 per share, by way of a bonus share issue to all eligible shareholders.

The holders of ordinary shares are entitled to receive dividends as declared from time to time and are entitled to one vote per share at meetings of the Company. All shares rank equally with regard to the Group and the Company's residual assets.

Subsequent to the reporting date, there was an increase in the issued share capital of the Company (see note 29).

### 18.2 Statutory reserve

The statutory reserve is not distributable and comprises transfers of amounts equivalent to unrealised gains in accordance with the requirements of the Companies Act, 1995 (Chapter 386, Laws of Malta). As at 31 December 2015, the balance in this reserve represented the deferred tax asset recognised in respect of investment tax credits and unutilised tax losses available to the Group as at that date.

### 18.3 Availability of reserves for distribution

	The Group		The Company	
	2015	2014	2015	2014
	€	€	€	€
Distributable	<b>1,314,532</b>	2,362,960	<b>388,367</b>	1,484,010
Non-distributable	<b>5,295,885</b>	4,352,864	-	-
	<b>6,610,417</b>	6,715,824	<b>388,367</b>	1,484,010

### 18.4 Dividends

The following dividends were declared and paid by the Company for the year:

	2015	2014
	€	€
<b>21.6 (2014: 2.4) euro cents per qualifying ordinary share</b>	<b>5,400,000</b>	600,000

After the end of the reporting period, the following dividends were proposed by the directors. The dividends have not been provided for and there are no tax consequences.

	2015	2014
	€	€
<b>- euro cents per qualifying ordinary share (2014: 5.6 euro cents)</b>	<b>-</b>	1,400,000

Dividend per qualifying ordinary share is worked out on the number of shares existing as at 31 December 2015.

### 18.5 Non-cash transactions

Dividends amounting to €1,392,950 (2014: €4,908) were credited to shareholders' accounts during the year.

## 19 Earnings per share

The calculation of basic earnings per share of the Group and the Company is based on the profit attributable to shareholders of the Company as shown in the income statement, divided by the number of shares in issue as at 31 December 2015. Following the bonus issue, the comparative earnings per share has been restated accordingly. There were no dilutive potential ordinary shares during the year and the comparative period.

	The Group		The Company	
	2015	2014	2015	2014
	€	€	€	€
Profit for the year attributable to shareholders	<b>4,118,156</b>	1,936,620	<b>4,304,357</b>	1,207,655
Number of shares in issue t 31 December 2015	<b>45,000,006</b>			
Earnings per share	<b>9c2</b>	4c3	<b>9c6</b>	2c7

## 20 Deferred income

During 2012, the Group was awarded an extension of property rights over industrial property forming part of the Malta Freeport at the Port of Marsaxlokk. These property rights, which comprise land and the overlying buildings and facilities, emanate from the various emphyteutical grant deeds, a lease agreement as well as the operating licence issued by the Malta Freeport Corporation Limited to Medserv Operations Limited (the subsidiary). The award was conditional on the Group investing €9 million in improvements to the underlying property and reaching employment levels of 90 full time equivalents by the year 2045. Both conditions were fulfilled by 31 December 2014.

This deferred income is being recognised in profit or loss over the remaining period of the emphyteutical grant. The amount recognised in profit or loss during 2015 was equal to €775,533 (2014: €775,533).

## 21 Loans and borrowings

21.1 This note provides information about the contractual terms of the Group's and Company's interest-bearing loans and borrowings. For more information about the Group's exposure to interest rate, foreign currency and liquidity risk, see note 26.

	The Group		The Company	
	2015	2014	2015	2014
	€	€	€	€
<b>Non-current liabilities</b>				
Secured bank loans	2,660,572	119,231	-	-
Unsecured loan	-	1,329,257	-	-
Secured notes	19,743,473	19,689,330	19,743,473	19,689,330
	<b>22,404,045</b>	<b>21,137,818</b>	<b>19,743,473</b>	<b>19,689,330</b>
<b>Current liabilities</b>				
Secured bank loans	1,099,885	1,077,197	-	-
Bank overdrafts	2,688,570	3,803,302	-	1,257,632
	<b>3,788,455</b>	<b>4,880,499</b>	<b>-</b>	<b>1,257,632</b>

### 21.2 Terms and debt repayment schedule

The terms and conditions of outstanding loans are as follows:

	Amount	Interest rate	Repayable by
	€	%	
Bank loan	138,060	5.35	2018
Bank loan	1,598,057	5.35	2018
Bank loan	2,024,341	4.11	2019
Secured notes	19,743,473	6	2023

The loans were secured by a guarantee for €12,270,000 given by the Company; first pledge over a building insurance policy for €4,000,000, a letter of undertaking given by the shareholders that Mr Anthony J Duncan and Mr Anthony S Diacono will directly or indirectly retain control and hold more than 51% of the issued capital; letter of undertaking by the parent company whereby it undertakes to maintain the present level of its control and interest in Medserv Operations Limited through its shareholding throughout the duration of the facilities, and a letter of undertaking by the parent company whereby it undertakes not to declare dividends or pay shareholders' loans without the bank's written consent and to maintain the present level of control and interest in Medserv Operations Limited.

### 21.3 The carrying amount of the notes is made up as follows:

2015	€	
Balance at 1 January 2015	19,689,330	
Amortisation of transaction costs during the year	54,143	
<b>Balance as at 31 December 2015</b>	<b>19,743,473</b>	
2014	€	€
Balance at 1 January 2014	12,552,853	
Proceeds from issue of notes	7,105,000	
Transaction costs	190,693	
Add amount allocated from tranche 1	102,056	(292,749)
		19,365,104
Amortisation of transaction costs during the year	324,226	
<b>Balance as at 31 December 2014</b>	<b>19,689,330</b>	

These notes are secured by Medserv Operations Limited (a subsidiary – see Note 14.2) through a general hypothec and a special hypothec over its emphyteutical rights on the Medserv site at the Malta Freeport at the Port of Marsaxlokk (refer to Note 13.6).

### 21.4 Furthermore, as at 31 December 2015, the Group enjoyed general overdraft facilities of €4,100,000 at the following terms and conditions:

Bank overdraft	Interest rate	Security
€1,100,000	5.15%	Joint and several guarantees by the parent company
€2,500,000	5.35%	First general Hypothec for €7,500,000 on subsidiary company's assets
€500,000	5.15%	Joint and several guarantees by the parent company

At 31 December 2015, the Group had unutilised bank overdraft facilities of €1,411,430 (2014: €496,698) while the Company had an unutilised bank overdraft facilities of €Nil (2014: €42,368).

## 22 Provision

This provision relates to retirement gratuities in respect of the obligation of a subsidiary to effect ex-gratia payments to a number of its retiring employees, according to the Collective Agreement with the employees' union.

## 23 Trade and other payables

### 23.1

	The Group		The Company	
	2015	2014	2015	2014
	€	€	€	€
Trade payables	<b>5,338,324</b>	7,989,116	<b>98,931</b>	93,258
Amounts due to shareholders	<b>1,013,839</b>	32,637	<b>1,425,587</b>	32,637
Amounts due to note holders	<b>3,200</b>	476	<b>3,200</b>	476
Amounts due to non-controlling interest	-	405,485	-	-
Accrued expenses	<b>374,828</b>	255,756	<b>12,982</b>	26,401
Other payables	<b>1,717,576</b>	768,611	<b>57,004</b>	87,042
	<b>8,447,767</b>	9,452,081	<b>1,597,704</b>	239,814

23.2 The amounts due to shareholders are all unsecured, interest free and repayable on demand. Transactions with related parties are set out in note 28 to these financial statements.

23.3 The Group's and Company's exposure to currency and liquidity risk related to trade and other payables is disclosed in note 25.

## 24 Cash and cash equivalents

	Note	The Group		The Company	
		2015	2014	2015	2014
		€	€	€	€
Cash in hand		<b>32,165</b>	64,684	-	-
Bank balances		<b>1,004,651</b>	1,051,009	<b>70,813</b>	-
		<b>1,036,816</b>	1,115,693	<b>70,813</b>	-
Bank overdraft used for cash management purposes	21	<b>(2,688,570)</b>	(3,803,302)	-	(1,257,632)
<b>Cash and cash equivalents</b>		<b>(1,651,754)</b>	(2,687,609)	<b>70,813</b>	(1,257,632)

The Group's and Company's exposure to interest rate risk and sensitivity analysis for financial assets and liabilities are disclosed in note 25.

## 25 Financial instruments – Fair values and risk management

### 25.1 Accounting classifications and fair values

#### ACCOUNTING CLASSIFICATIONS

The Group classifies non-derivative financial assets and non-derivative financial liabilities into the categories of 'loans and receivables' and 'other financial liabilities', respectively. At reporting date, the Group's loans and receivables comprised cash and cash equivalents and trade and other receivables. On the same date, the Company's loans and receivables comprised cash and cash equivalents and trade and other receivables. The Group's derivative financial assets comprised forward exchange contracts used for hedging. The Group's non-derivative financial liabilities comprised secured notes, loans and borrowings, bank overdrafts and trade and other payables. The Company's non-derivative financial liabilities comprised secured notes and trade and other payables.

#### FAIR VALUES VERSUS CARRYING AMOUNTS

The fair values of financial assets and liabilities, together with the carrying amounts shown in the statement of financial position, are as follows:

THE GROUP	31 December 2015		31 December 2014	
	Carrying amount	Fair value	Carrying amount	Fair value
	€	€	€	€
Trade and other receivables	12,832,443	12,832,443	14,626,277	14,626,277
Derivative financial asset	1,176,437	1,176,437	-	-
Cash at bank and in hand	1,036,816	1,036,816	1,115,693	1,115,693
Secured bank loans	(3,760,457)	(3,760,457)	(1,196,428)	(1,196,428)
Trade and other payables	(8,447,767)	(8,447,767)	(9,452,081)	(9,452,081)
Bank overdraft	(2,688,570)	(2,688,570)	(3,803,302)	(3,803,302)
Secured notes	(19,743,473)	(22,202,000)	(19,689,330)	(21,207,500)
Unsecured loan	-	-	(1,329,257)	(1,329,257)
	<b>(19,594,571)</b>	<b>(22,053,098)</b>	<b>(19,728,428)</b>	<b>(21,246,598)</b>

THE COMPANY	31 December 2015		31 December 2014	
	Carrying amount	Fair value	Carrying amount	Fair value
	€	€	€	€
Receivables from subsidiaries	25,672,066	25,672,066	24,803,090	24,803,090
Cash at bank and in hand	70,813	70,813	-	-
Trade and other payables	(1,597,704)	(1,597,704)	(239,814)	(239,814)
Bank overdraft	-	-	(1,257,632)	(1,257,632)
Secured notes	(19,743,473)	(22,202,000)	(19,689,330)	(21,207,500)
	<b>4,401,702</b>	<b>1,943,175</b>	<b>3,616,314</b>	<b>2,098,144</b>

The basis for determining fair values is disclosed below.

#### DERIVATIVE FINANCIAL ASSETS

The recurring fair value of the Group's hedging instruments was determined by independent brokers having appropriate recognised professional qualifications and experience. The fair value for all such instruments was measured using the market comparison valuation technique and has been categorised within level 2 of the fair value hierarchy. The instruments' fair value as at 31 December 2015 amounted to €1,176,437.

The fair value of hedging instruments was based on the difference between agreed price of selling or buying the financial instruments on a future date and the price quoted on the year-end date for selling or buying the same or similar financial instruments.

#### LOANS AND RECEIVABLES

This category of assets is reported net of impairment allowances to reflect the estimated recoverable amounts. Other cash and cash equivalents and trade and receivables are all short-term in nature. The carrying amounts of these financial assets therefore approximate their fair values.

#### SECURED NOTES ISSUED

This category of liabilities is carried at amortised cost. Its fair value has been determined by reference to the market price as at 31 December 2015 and classified as Level 2 in view of the infrequent activity in the market.

#### OTHER FINANCIAL LIABILITIES

This category of liabilities is carried at amortised cost. The carrying value of these liabilities which are short term in nature, approximates their fair values.

## 25.2 Financial risk management

The Group has exposure to the following risks from its use of financial instruments:

- credit risk
- liquidity risk
- market risk
- operational risk

This note presents information about the Group's exposure to each of the above risks, the Group's objectives, policies and processes for measuring and managing risk, and the Group's management of capital.

### 25.3 Risk management framework

The Board of Directors has overall responsibility for the establishment and oversight of the Group's risk management framework. The Board of Directors, together with the Group's Audit Committee, are responsible for developing and monitoring the Group's risk management policies.

The Group's risk management policies are established to identify and analyse the risks faced by the Group, to set appropriate risk limits and controls, and to monitor risks and adherence to limits. Risk management policies and systems are reviewed regularly to reflect changes in market conditions and the Group's activities. The Group, through its training and management standards and procedures, aims to develop a disciplined and constructive control environment in which all employees understand their roles and obligations.

The Group's Audit Committee oversees how management monitors compliance with the Group's risk management policies and procedures, and reviews the adequacy of the risk management framework in relation to the risks faced by the Group. The Board of Directors set up a Financial Risk Management Committee to assist in the management of the credit risk, liquidity risk and market risk on a day-to-day basis. The Financial Risk Management Committee is made up of a Board member and senior management of the Group.

### 25.4 Credit risk

Credit risk is the risk of financial loss to the Group if a customer or counterparty to a financial instrument fails to meet its contractual obligations, and arises principally from the Group's receivables from customers.

#### EXPOSURE TO CREDIT RISK

The carrying amount of financial assets represents the maximum credit exposure. The maximum exposure to credit risk at the reporting date was:

	Carrying amount			
	The Group		The Company	
	2015	2014	2015	2014
	€	€	€	€
Derivative financial asset	<b>1,176,437</b>	-	-	-
Trade and other receivables	<b>12,832,443</b>	14,626,277	<b>25,672,066</b>	24,803,090
Cash at bank	<b>1,004,651</b>	1,051,009	<b>70,813</b>	-
	<b>15,013,531</b>	15,677,286	<b>25,742,879</b>	24,803,090

#### TRADE AND OTHER RECEIVABLES

The Group offers logistical services to large customers operating within the oil and gas industry. These customers operate huge budgets and historically have sufficient funds to meet their obligations towards the Group. Contracts with customers are generally negotiated by the Board of Directors and discussed with the Audit Committee.

Most of the Group's customers have been transacting with the Group for a number of years, and losses have occurred infrequently. In monitoring customer credit risk, customers are grouped according to their credit characteristics, including geographic location, aging profile, maturity and existence of previous financial difficulties.



The Group's exposure to credit risk is influenced mainly by the individual characteristics of each customer. The default risk of the industry and country in which customers operate, has less influence on credit risk. As at 31 December 2015, the Group's two significant customers accounted for €9.5 million of the trade receivables (2014: €9.5 million).

The maximum exposure to credit risk for trade receivables (see note 17.1) at the reporting date by geographic region was:

	The Group		The Company	
	2015	2014	2015	2014
	€	€	€	€
<b>Carrying amount</b>				
Domestic	422,742	737,795	-	-
EU countries	2,452,119	8,219,836	-	-
Libya	9,289,355	4,401,399	-	-
Other	9,921	42,890	-	-
	<b>12,174,137</b>	<b>13,401,920</b>	<b>-</b>	<b>-</b>

#### IMPAIRMENT LOSSES

The aging of trade receivables at the reporting date was:

THE GROUP	Gross	Impairment	Gross	Impairment
	2015	2015	2014	2014
	€	€	€	€
Not past due	7,784,432	-	12,378,159	-
Past due 0-30 days	1,367,486	-	328,302	-
Past due 31-120 days	2,530,810	-	222,064	-
More than 120 days	491,409	-	487,140	13,745
	<b>12,174,137</b>	<b>-</b>	<b>13,415,665</b>	<b>13,745</b>

The movement in the allowance for impairment in respect of trade receivables during the year was as follows:

	2015	2014
	€	€
Balance at 1 January	13,745	21,975
Movement	(13,745)	(8,230)
Balance at 31 December	-	13,745

Based on historic default rates, the Group believes that apart from the above, no further impairment allowance is necessary, in respect of trade receivables past due more than 120 days.

#### Derivative financial assets

The derivatives are entered into with a bank which is noted AA-, based on ratings by Fitch.

## 25.5 Liquidity risk

Liquidity risk is the risk that the Group will encounter difficulty in meeting the obligations associated with its financial liabilities that are settled by delivering cash or another financial asset. The Group's approach to managing liquidity is to ensure, as far as possible, that it will always have sufficient liquidity to meet its liabilities when due, under both normal and stressed conditions, without incurring unacceptable losses or risking damage to the Group's reputation.

The Group regularly reviews the costing of its services in its effort to monitor its cash flow requirements.

Typically the Group ensures that it has sufficient cash on demand to meet expected operational expenses for a period of 60 days, including the servicing of financial obligations; this excludes the potential impact of extreme circumstances that cannot reasonably be predicted, such as natural disasters. As at 31 December 2015, the Group had an unutilised overdraft facility amounting to €1,411,431 (2014: €496,698) which bears interest at the Bank's Base Rate plus 3 per cent.

## 25.5 Liquidity risk (Continued)

The following are the contractual maturities of financial liabilities, including estimated interest payments and excluding the impact of netting agreements:

<b>THE GROUP</b>	<b>31 December 2015</b>	<b>6 months or less</b>	<b>6-12 months</b>	<b>1-2 years</b>	<b>2-5 years</b>	<b>5-10 years</b>
	€	€	€	€	€	€
<b>Financial liabilities</b>						
Secured notes	19,743,473	(600,000)	(600,000)	(1,200,000)	(3,600,000)	(23,600,000)
Secured bank loans	3,760,458	(626,090)	(626,090)	(1,252,180)	(1,556,770)	-
Trade and other payables	(8,447,767)	(8,447,767)	-	-	-	-
Bank overdraft	2,688,570	(2,722,298)	-	-	-	-
	<b>34,640,268</b>	<b>(44,831,195)</b>	<b>(12,396,155)</b>	<b>(2,452,180)</b>	<b>(5,156,770)</b>	<b>(23,600,000)</b>
<b>31 December 2014</b>						
<b>Financial liabilities</b>						
Secured notes	19,689,330	(599,425)	(600,575)	(1,620,000)	(3,600,000)	(24,380,000)
Secured bank loans	1,196,428	(897,198)	(195,019)	(131,689)	-	-
Unsecured loan	1,329,257	(40,291)	(40,959)	(162,500)	(243,750)	(1,084,465)
Trade and other payables	9,452,081	(9,452,081)	-	-	-	-
Bank overdraft	3,803,302	(3,938,304)	-	-	-	-
	<b>35,470,398</b>	<b>(46,986,249)</b>	<b>(836,553)</b>	<b>(1,914,189)</b>	<b>(3,843,750)</b>	<b>(25,464,465)</b>
<b>THE COMPANY</b>						
<b>31 December 2015</b>						
<b>Financial liabilities</b>						
Secured notes	19,743,473	(600,000)	(600,000)	(1,200,000)	(3,600,000)	(23,600,000)
Other payables	1,597,703	(1,597,703)	-	-	-	-
	<b>21,341,176</b>	<b>(31,197,703)</b>	<b>(600,000)</b>	<b>(1,200,000)</b>	<b>(3,600,000)</b>	<b>(23,600,000)</b>
<b>31 December 2014</b>						
<b>Financial liabilities</b>						
Secured notes	19,689,330	(599,425)	(600,575)	(1,620,000)	(3,600,000)	(24,380,000)
Other payables	239,814	(239,814)	-	-	-	-
Bank overdraft	1,257,632	(1,324,915)	-	-	-	-
	<b>21,186,776</b>	<b>(32,364,729)</b>	<b>(600,575)</b>	<b>(1,620,000)</b>	<b>(3,600,000)</b>	<b>(24,380,000)</b>

It is not expected that the cash flows included in the maturity analysis could occur significantly earlier, or at significantly different amounts.

## 25.6 Market risk

Market risk is the risk that changes in market prices, such as foreign exchange rates, and interest rates will affect the Group's income. The objective of market risk management is to manage and control market risk exposures within acceptable parameters, while optimising the return.

### CURRENCY RISK

The Group is exposed to currency risk to the extent that there is a mismatch between the currencies in which sales, purchases and borrowings are denominated and the respective functional currencies of the Group companies.

In respect of monetary assets and liabilities denominated in foreign currencies, the Group ensures that its net exposure is kept to an acceptable level by maintaining funds in bank accounts denominated in the same foreign currencies. This will enable the Group to hold on to foreign currency when rates are not favourable until the situation reverses.

At the reporting date, the Group has entered into a firm commitment to acquire a business (see note 29), the consideration of which will be denominated in US Dollar (USD). The Group entered into forward exchange contracts amounting to USD27,000,000 in order to hedge its currency risk on this business combination. All forward exchange contracts have a maturity of less than one year from the reporting date. These contracts are designated as cash flow hedges.

The carrying amount of forward exchange contracts used for hedging purposes as at 31 December 2015 is €1,176,437. The contracts matured on the 16 of February 2016 (see note 29). Accordingly, cash flows associated with the cash flow hedge are expected to occur within 12 months.

### EXPOSURE TO CURRENCY RISK

The Group's exposure to foreign currency risk was as follows based on notional amounts:

	31 December 2015			31 December 2014		
	USD	GBP	LYD	USD	GBP	LYD
Trade receivables	16,425	-	9,300	-	-	-
Trade payables	(185,503)	(18,465)	-	(69,366)	(36,970)	-
Bank loan	(2,203,090)	-	-	-	-	-
Available funds in foreign currency	6,894	-	6,242	67,420	-	199,270
<b>Net statement of financial position exposure</b>	<b>(2,365,274)</b>	<b>(18,465)</b>	<b>15,542</b>	<b>(1,946)</b>	<b>(36,970)</b>	<b>199,270</b>

The following significant exchange rates applied during the year:

	Average rate		Reporting date spot rate	
	2015	2014	2015	2014
USD	1.094	1.329	1.093	1.217
GBP	0.734	0.806	0.737	0.783
LYD	1.490	1.619	1.484	1.551

**SENSITIVITY ANALYSIS**

A 10 percent strengthening of the Euro against the following currencies as at 31 December would have increased / (decreased) profit or loss (and equity) by the pre-tax amounts shown below. This analysis is based on foreign currency exchange rate variances that the Group and the Company considered to be reasonably possible at the end of the reporting period. This analysis assumes that all other variables, in particular interest rates, remain constant. The analysis is performed on the same basis for 2014.

	The Group	The Company
	Profit or loss	
<b>31 December 2015</b>	€	€
USD	167,036	-
GBP	2,278	-
LYD	(915)	-

	The Group	The Company
	Profit or loss	
<b>31 December 2014</b>	€	€
USD	4,955	-
GBP	4,207	-

A 10 percent weakening of the Euro against the above currencies at 31 December would have had the equal but opposite effect on the above currencies to the amounts shown above, on the basis that all other variables remain constant.

**25.7 Interest rate risk****PROFILE**

At the reporting date the interest rate profile of the Group's and the Company's interest-bearing financial instruments was:

	Carrying amount			
	The Group		The Company	
	2015	2014	2015	2014
	€	€	€	€
<b>Variable rate instruments</b>				
Financial liabilities	(6,449,027)	(6,328,987)	-	(1,257,632)
<b>Fixed rate instruments</b>				
Financial assets	1,004,651	1,051,009	19,458,162	19,255,914
Financial liabilities	(19,743,473)	(19,689,330)	(19,743,473)	(19,689,330)

The Group does not account for any fixed rate financial assets and liabilities at fair value through profit or loss. Therefore, a change in interest rate at the end of the reporting period would not affect profit or loss.

The Group's borrowings are subject to an interest rate that varies according to revisions made to the Bank's Base Rate. The Group does not carry out any hedging in order to hedge its interest rate risk exposure.

A change of 100 basis points in interest rates at the reporting date would have increased / (decreased) profit or loss (and equity) by the pre-tax amounts shown below. This analysis assumes that all other variables, in particular foreign currency rates, remain constant. The analysis is performed on the same basis for 2014.

A change of 100 basis points in interest rates on fixed rate instruments would have increased or decreased the Group's equity by €197,435 (2014: €168,233) and the Company's equity by €3,561 (2014: €24,327).

A change of 100 basis point in interest rates on variable rate instruments would have increased or decreased the Group's equity by €64,490 (2014: €65,458) and by €Nil (2014: €12,576) on the Company's equity.

## 25.8 Operational risk

Operational risk is the risk of direct or indirect loss arising from a wide variety of causes associated with the Group's processes, personnel, technology and infrastructure, and from external factors other than credit, market and liquidity risks such as those arising from legal and regulatory requirements and generally accepted standards of corporate behaviour. Operational risks arise from all of the Group's operations.

The Group's objective is to manage operational risk so as to balance the avoidance of financial losses and damage to the Group's reputation with overall cost effectiveness and to avoid control procedures that restrict initiative and creativity.

The primary responsibility for the development and implementation of controls to address operational risk is assigned to senior management. This responsibility is supported by the development of overall Group standards for the management of operational risk in the following areas:

- requirements for appropriate segregation of duties, including the independent authorisation of transactions
- requirements for the reconciliation and monitoring of transactions
- compliance with regulatory and other legal requirements
- documentation of controls and procedures
- requirements for the periodic assessment of operational risks faced, and the adequacy of controls and procedures to address the risks identified
- requirements for the reporting of operational losses and proposed remedial action
- development of contingency plans
- training and professional development
- ethical and business standards
- risk mitigation, including insurance where this is effective

## 25.9 Capital management

The directors' policy is to maintain a strong capital base so as to maintain investor, creditor and market confidence and to sustain future development of the business. The directors monitor the return on capital, which the Group defines as result from operating activities divided by total shareholders' equity. The directors also monitor the level of dividends to ordinary shareholders.

The directors seek to maintain a balance between the higher returns that might be possible with higher levels of borrowings and the advantages and security afforded by a sound capital position.

There were no changes in the Group's approach to capital management during the year.

The Group is not subject to externally imposed capital requirements.

## 26 Operating leases

### 26.1 Leases as lessee

The Group leases a quay, a premises and ancillary facilities at Malta Freeport, Kalafrana, similar facilities at the Port of Larnaca, in Cyprus and premises at Hal Far Industrial Estate under separate operating leases. The lease at Malta Freeport, Kalafrana runs for a period of forty-seven and a half years from 5 December 2012. The lease in Cyprus is for a period of three years, starting 1 September 2013 and may be renewed subject to the lessor's approval. The lease at Hal Far Industrial Estate runs for a period of ten years from 20 October 2014.

At 31 December 2015, the future minimum lease payments under non-cancellable operating leases are payable as follows:

	2015	2014
	€	€
Less than one year	<b>520,174</b>	1,257,966
Between one and five years	-	838,644
	<b>520,174</b>	2,096,610

During the year, an amount of €1,742,628 was recognised as an expense in profit or loss in respect of operating leases (2014: €1,082,842).

### 26.2 Prepaid operating leases

The Group recognised prepaid operating lease on 1 January 2013 representing the fair value of the property rights held by the Group over industrial property forming part of the Malta Freeport at the Port of Marsaxlokk. These property rights, which comprise land and the overlying buildings and facilities, emanate from the emphytheutical grant deeds, a lease agreement, as well as the operating licence issued by the Malta Freeport Corporation Limited to the Group. An external valuer valued the property rights on the basis of market value on the assumption that the property rights could be sold subject to any existing third party obligations. The market value of the above-mentioned property rights, as at 31 December 2012, amounted to €40,273,431. This amount less the carrying amount of improvements of €3,047,826 included in property, plant and equipment as at 31 December 2012, was established as the fair value of the prepaid operating lease at grant date (refer to accounting policy 3.14). The initial fair value of the prepaid operating lease is being depreciated over the term of the lease expiring in 2060 as follows:

	2015	2014
	€	€
At 1 January	<b>35,674,539</b>	36,450,072
Charge for the year	<b>(775,533)</b>	(775,533)
At 31 December	<b>34,899,006</b>	35,674,539
Non-current	<b>34,123,472</b>	34,899,006
Current	<b>775,533</b>	775,533
	<b>34,899,005</b>	35,674,539

## 27 Contingencies

27.1 At reporting date, the Group had the following contingent liabilities:

- Guarantees given to the Group's bankers in favour of third parties amounting to €134,670 (2014: €134,670).
- A subsidiary acts as a guarantor in favour of its parent's banker up to a limit of €1,300,000 for a bank overdraft facility.
- The Company acts as a guarantor in favour of a subsidiary up to a limit of €12,270,000.

### 27.2

The Company has uncalled share capital on its investments in subsidiaries, namely Medserv International Limited, Medserv Italy Limited, Medserv Libya Limited, Medserv East Africa Ltd and Medserv Eastern Mediterranean Limited amounting to €38,781 (see note 14.2).

## 28 Related parties

### 28.1 Significant shareholders

Two of the Company's directors, namely Mr Anthony S Diacono and Mr Anthony J Duncan each hold directly or indirectly 37.5% of the issued share capital of the Company.

### 28.2 Identity of related parties

The Group has a related party relationship with its directors, shareholders and immediate relatives of a director.

The Company has a related party relationship with its subsidiaries (see note 14.2), joint venture (see note 15), its directors and companies controlled by subsidiaries ("other related parties").

### 28.3 Transactions with key management personnel

Directors of the Company have indirect and direct control of the voting shares of the Company. Two of the directors, namely Mr Anthony S Diacono and Mr Anthony J Duncan have retained 37.5% each of the issued share capital either directly or indirectly. There were no loans to directors during the current and comparative years.

A number of key management personnel, or their related parties, hold positions in other companies that result in them having control or significant influence over the financial or operating policies of these companies.



## 28.4 Other related party transactions

In addition to transactions disclosed in the statements of cash flows, there were the following transactions:

	The Company			
	2015		2014	
	€		€	
<b>Subsidiaries</b>				
Interest charged to	1,242,345		1,002,719	
Dividends receivable from	4,500,000		1,817,662	
<b>Other related parties</b>				
	The Group		The Company	
	2015	2014	2015	2014
	€		€	
Services provided by	4,210	8,906	-	-

## 28.5 Related party balances

Information on amounts due from or payable to related parties are set out in notes 17 and 23 to these financial statements.

## 29 Subsequent events

### Acquisition of subsidiary

On 23 February 2016 Medserv M.E. Limited, a limited liability company incorporated under the laws of Malta and a fully owned subsidiary of Medserv p.l.c. acquired the issued share capital of Middle East Tubular Services Holdings Limited (METS), a limited liability company incorporated under the laws of the British Virgin Islands. Through this acquisition Medserv M.E. Limited purchased the following companies:

- One hundred per cent of Middle East Tubular Services Limited, a limited liability company incorporated under the laws of the British Virgin Islands and having a branch registered in Sharjah, United Arab Emirates; and
- One hundred per cent of Middle East Tubular Services LLC, FZC, a limited liability free zone company registered in the Sohar Free Zone, The Sultanate of Oman; and
- Ninety per cent of Middle East Tubular Services (Iraq) Limited, a limited liability company incorporated under the laws of the British Virgin Islands and having a branch registered in Iraq.

The METS companies operate in the oil country tubular goods (OCTG) market providing an integrated approach to OCTG handling, inspection and repairs based in three Middle East locations, namely:

- Hamriyah Free Zone, Emirate of Sharjah, UAE – offering handling and storage, inspection and machine shop services;
- Khor Al Zubair, Basra, Iraq – offering handling and storage, inspection and machine shop services;
- Sohar Free Zone, Sultanate of Oman – offering handling and storage and inspection services.

The handling and storage services in the UAE and Oman is also a core competence within the Medserv Group. Additionally, the METS inspection services fit in well with Medserv's aspirations and previous skills. The machine shops in UAE and Iraq provide a high margin step-out into a complimentary service area for Medserv and an excellent growth prospect for the existing and new clients to Medserv. The METS companies are a strong regional player with limited competition due to them holding VAM® and API® licenses.

The Board of Directors of Medserv believe that the METS acquisition will provide Medserv Group with a better-balanced oil services offering in two major niche markets, that is, offshore logistics and engineering services, which represent a low-risk but essential service to the industry.

The purchase consideration of Middle East Tubular Services Holdings Limited and its subsidiaries amounted to USD45,000,000 paid in cash. A deposit of USD3,000,000 was paid on signing of the share purchase agreement dated 8 October 2015 and the remaining balance was settled on acquisition date, 23 February 2016. The total acquisition related costs amounted to €376,124 and were expensed in year 2015.

Control over Middle East Tubular Services Holdings Limited was transferred to Medserv p.l.c. on 23 February 2016, which is date of acquisition in terms of IFRS 3 *Business Combinations*. In addition to the above disclosures, IFRS requires disclosure of the following information for acquisitions of businesses after the end of the reporting period but before the financial statements are authorised for issue:

- a qualitative description of the factors that make up goodwill;
- for acquired receivables:
  - (i) the fair value of the receivables;
  - (ii) the gross contractual amounts receivable; and
  - (iii) the best estimate at the acquisition date of the contractual cash flows not expected to be collected;
- the amounts recognised as of the acquisition date for each major class of assets acquired and liabilities assumed;
- information on contingent liabilities assumed in a business combination;
- the total amount of goodwill that is expected to be deductible for tax purposes; and
- the amount of the non-controlling interest in the acquiree recognised at the acquisition date and the measurement basis for that amount.


In view of the fact that these financial statements have been authorized for issue on the 22 March 2016, shortly after the date of acquisition, the initial accounting for the business combination could not have been completed in a timely manner to enable the Group to provide the aforementioned disclosures.

## Financing transaction

The acquisition of Middle East Tubular Services Holdings Limited was financed through a dual issue made by Medserv p.l.c. pursuant to a prospectus dated 21 December 2015. Medserv p.l.c. issued €21,982,400 in Euro Bonds and USD9,148,100 in USD Bonds to intermediaries and issued 8,744,399 ordinary shares in the Company by way of a rights issue and by way of an open offer of lapsed rights of shareholders and the offer of the rights held by the major shareholders to intermediaries (that is, the intermediaries offer by the rights held by Mr Anthony S Diacono and, those in part held by Malampaya Investments Limited) in all cases at a share offer price of €1.50 per share.

As a result of the dual issue, Medserv p.l.c. raised €35,098,998.50 and USD9,148,100. The said funds were utilised to settle the balance of the purchase consideration of the acquisition of Middle East Tubular Services Holdings Limited and its subsidiaries. The balance of funds are to be used by the Company for the purpose of settling its bank facilities and to finance improvements and/or the development of the Group's existing and new bases and to finance the Group's working capital.

# INDEPENDENT AUDITORS' REPORT 2015





**KPMG**  
Portico Building  
Marina Street  
Pietà PTA 9044  
Malta

Telephone (+356) 2563 1000  
Fax (+356) 2566 1000  
E-mail [kpmg@kpmg.com.mt](mailto:kpmg@kpmg.com.mt)  
Internet [www.kpmg.com.mt](http://www.kpmg.com.mt)

## INDEPENDENT AUDITORS' REPORT TO THE MEMBERS OF MEDSERV P.L.C.

### Report on the Financial Statements

We have audited the financial statements of Medserv p.l.c. (the "Company") and of the Group of which the Company is the parent, as set out on pages 26 to 73, which comprise the statements of financial position as at 31 December 2015 and the statements of profit or loss and other comprehensive income, changes in equity and cash flows for the year then ended, and notes, comprising a summary of significant accounting policies and other explanatory information.

### Directors' Responsibility for the Financial Statements

As explained more fully in the Directors' Responsibilities Statement set out on page 23, the directors are responsible for the preparation of financial statements that (a) give a true and fair view in accordance with International Financial Reporting Standards as adopted by the EU, and (b) are properly prepared in accordance with the provisions of the Companies Act, 1995 (Chapter 386, Laws of Malta) (the "Act"), and, as regards the financial statements of the Group, Article 4 of the IAS Regulation. They are also responsible for such internal control as the directors determine is necessary to enable the preparation of financial statements that are free from material misstatement, whether due to fraud or error.

### Auditors' Responsibility

Our responsibility is to express an opinion on these financial statements based on our audit. This report, including the opinion, has been prepared for and only for the Company's members as a body in accordance with Article 179 of the Act and may not be appropriate for any other purpose.

In addition, we read the other information contained in the Annual Report 2015 and consider whether it is consistent with the audited financial statements. We consider the implications for our report if we become aware of any apparent material misstatements of fact or material inconsistencies with the financial statements.

We conducted our audit in accordance with International Standards on Auditing. Those standards require that we comply with ethical requirements and plan and perform the audit to obtain reasonable assurance about whether the financial statements are free from material misstatement.

An audit involves performing procedures to obtain audit evidence about the amounts and disclosures in the financial statements. The procedures selected depend on our judgement, including the assessment of the risks of material misstatement of the financial statements, whether due to fraud or error. In making those risk assessments, we consider internal control relevant to the entity's preparation of financial statements that give a true and fair view in order to design audit procedures that are appropriate in the circumstances, but not for the purpose of expressing an opinion on the effectiveness of the entity's internal control. An audit also includes evaluating the appropriateness of accounting policies used and the reasonableness of accounting estimates made by management, as well as evaluating the overall presentation of the financial statements.

We believe that the audit evidence we have obtained is sufficient and appropriate to provide a basis for our audit opinion.

### Opinion on Financial Statements

In our opinion, the financial statements:

- give a true and fair view of the Group's and the Company's financial position as at 31 December 2015, and of their financial performance and their cash flows for the year then ended in accordance with International Financial Reporting Standards as adopted by the EU; and
- have been properly prepared in accordance with the Companies Act, 1995 (Chapter 386, Laws of Malta), and, as regards the financial statements of the Group, Article 4 of the IAS Regulation.



**KPMG**  
Portico Building  
Marina Street  
Pietà PTA 9044  
Malta

Telephone (+356) 2563 1000  
Fax (+356) 2566 1000  
E-mail [kpmg@kpmg.com.mt](mailto:kpmg@kpmg.com.mt)  
Internet [www.kpmg.com.mt](http://www.kpmg.com.mt)

## Report on Other Legal and Regulatory Requirements

Matters on which we are required to report by exception by the Companies Act, 1995 (Chapter 386, Laws of Malta) (the "Act")

We have nothing to report in respect of the following matters where the Act requires us to report to you if, in our opinion:

- the information given in the Directors' Report for the financial year for which the financial statements are prepared is not consistent with the financial statements; or
- proper accounting records have not been kept by the Company; or
- the Company's financial statements are not in agreement with the accounting records; or
- we have not obtained all the information and explanations which, to the best of our knowledge and belief, we require for the purpose of our audit; or
- certain disclosures of directors' remuneration specified by the Act are not made.

**Kevin Mifsud**  
**(DIRECTOR) FOR AND ON BEHALF OF**

**KPMG**  
Registered Auditors

Report required by Listing Rule 5.98 issued by the Listing Authority in Malta on the Directors' Statement of Compliance with the Code of Principles of Good Corporate Governance (the "Principles") outlined in Appendix 5.1 to Chapter 5 (Continuing Obligations) of the Listing Rules (the "Appendix")

Listing Rule 5.97 requires an Issuer whose securities are admitted to trading on a Regulated Market operating in Malta to prepare a corporate governance statement. In addition, as an Issuer registered in Malta, Listing Rule 5.94 requires that the Company endeavours to adopt the Principles and to prepare a report explaining how it has complied with the provisions of the Appendix.

Our responsibility as independent auditors of the Company, is laid down by Listing Rule 5.98, which requires us to issue a report on the Directors' Statement of Compliance with the Principles, which is set out on pages xii to xxii.

We review the Directors' Statement of Compliance, and report as to whether this Statement provides the disclosures required by Listing Rule 5.97. We are not required to, and we do not, consider whether the Board's statements on internal control and risk management systems cover all the risks and controls in relation to the financial reporting process, or form an opinion on the effectiveness of the Group's corporate governance procedures or its risks and control procedures, nor on the ability of the Group to continue in operational existence.

In our opinion, the Directors' Statement of Compliance set out on pages 14 to 22 provides the disclosures required by Listing Rule 5.97 issued by the Listing Authority of Malta.

22 March 2016



[www.medservenergy.com](http://www.medservenergy.com)

[info@medservenergy.com](mailto:info@medservenergy.com)